

CITY OF HURSTBOURNE ACRES
Profit and Loss
October 2023

PNC Bank Account-ABC acct	\$23,969.45
Total	\$23,969.45
Income	
Property Tax	\$1,064.81
Insurance Premium Tax Receipts	\$11,108.64
KLEPK Income	\$642.66
Transfer funds from ABC account	\$1,442.60
Refund - Bad Check	\$9,800.00
Insurance	\$160.80
TOTAL INCOME	\$24,219.51
Expenses	
General Administration	
Accounting And Bank Fees	
Bookkeeping	\$678.40
Quickbook fees	\$234.79
Total Accounting and Bank Fees	\$913.19
Facilities and Equipment	
Electric	\$125.26
Water	\$26.25
Internet, Telecommunication	\$112.74
Rent- October 2023	\$900.00
Postage and Mailings- newsletter	\$207.65
Website Maintenance	\$75.00
Membership Dues-Jefferson Co. League of Cities	\$1,142.15
Outside Contract Services- Courier Journal Ad for bids	\$558.02
Unapproved check -	\$9,800.00
Total Facilities and Equipment	\$12,947.07
Total General Administration	\$13,860.26
Parks	
Electric for Parks	\$39.62
Water	\$52.44
Maintenance	\$8,125.00
Amlung- storm removal grass cutting	
Jim Carrey- Storm damage removal large tree removal	
Total Parks	\$8,217.06

CITY OF HURSTBOURNE ACRES

Profit and Loss

October 2023

City Payroll Expenses	
City Clerk- 3months	\$1,304.40
Mayor	\$725.21
Elected Officials-Commissioners x 4- \$402.90	\$1,611.60
Newsletter Editor	\$150.00
Total City Payroll Expenses	\$3,791.21
Police Department Payroll	
Taxes-employee	\$1,129.64
IRS Taxes	\$3,889.05
Total Taxes	\$5,018.69
Wages	\$14,536.00
Total Police Payroll Expenses	\$19,554.69
Police Department Expenses	
Supplies	
Cell phone /Air card	\$92.91
Vehicle Operations	
Computer Maintenance	\$1,442.60
Maintenance	\$276.85
Fuel	\$722.87
Total Police Department Expenses	\$22,089.92
Recreation-Picnic	
Band fee	\$100.00
Total Recreation	\$100.00
Sanitation	\$3,836.90
Total Sanitation Expense	\$3,836.90
Streets	
Electric for Streets	\$1,715.12
Maintenance and Repairs-Speed bump	
Total Streets	\$1,715.12
TOTAL EXPENSES	\$53,610.47
Net Ordinary Income	-\$29,390.96
Beginning Bank Balance 10/01/2023	\$295,228.97
BalanceOctober 31, 2023	\$265,838.01

CITY OF HURSTBOURNE ACRES

Transaction List by Date

October 2023

DATE	TRANSACTION TYPE	NUM	POSTING NAME	MEMO/DESCRIPTION	ACCOUNT	AMOUNT
10/01/2023	Expense		Yes	T MOBILE	PNC GENERAL FUND	-92.91
				N1001 2719 PAYMENT POS004 3764057 TMOBILE PO BELLEVUE WA TMOBILE PO N1001 2719BELLEVUE WA		
10/02/2023	Transfer		Yes	ONLINE TRANSFER FROM xxxxxxxxxxxxxxx3808	Checking (3808)	1,442.60
10/03/2023	Check	8324	Yes	CHECK 8324 xxxxx0159 removal of brush	PNC GENERAL FUND	1,000.00
10/03/2023	Check	8323	Yes	CHECK 8323 xxxxx0160 street pickup and road blockage clearing	PNC GENERAL FUND	5,150.00
10/03/2023	Check	8316	Yes	,/CHECK 8316 xxxxx0161 august grass cutting 8/2,8/9,8/17,8/23,8/30	PNC GENERAL FUND	-
10/03/2023	Check	8321	Yes	courier journal ad for bids on sanitation pickup CHECK 8321 xxxxx5204	PNC GENERAL FUND	1,875.00
10/04/2023	Expense		Yes	ACH DEBIT 9246755 SPECTRUM SPECTRUM 9246755 SPECTRUM SPECTRUM	PNC GENERAL FUND	-558.02
10/05/2023	Expense		Yes	DEBIT CARD PURCHASE xxxxxxxxxxxxxxx9279 Reflex Graphics, Inc. 502-2667044 KY Reflex Graphics, Inc. VIS 1005 502-2667044 KY	PNC GENERAL FUND	-107.79
10/06/2023	Deposit		Yes	DEPOSIT xxxxx1881	PNC GENERAL FUND	1,064.81
10/09/2023	Bill	3000-1783-7372	Yes	4501 Taylorsville Rd Entr	Accounts Payable	36.78
10/09/2023	Bill	3000-0892-5541	Yes	1916 Hurstbourne Cir	Accounts Payable	1,699.47
10/09/2023	Bill	3000-2189-9012	Yes	Old Hurstbourne Ln Entr	Accounts Payable	125.26
10/09/2023	Bill	3000-1783-7695	Yes	9109 Haviland Ave Municiple	Accounts Payable	39.22
10/09/2023	Bill	3000-1705-0430	Yes		Accounts Payable	39.62
10/09/2023	Bill	6540030000	Yes	LOUISVILLE WATER	Accounts Payable	26.25
10/09/2023	Bill	9292030000	Yes	LOUISVILLE WATER	Accounts Payable	52.44
10/09/2023	Check	1787	Yes	John Bloomer	PNC GENERAL FUND	-66.00
10/10/2023	Payroll Check	1783	Yes	TERRY R. McALLISTER	PNC GENERAL FUND	-582.30
10/10/2023	Payroll Check	1782	Yes	MICHAEL H. BOLTON	PNC GENERAL FUND	-374.03
10/10/2023	Tax Payment		Yes	KY Department of Revenue	PNC GENERAL FUND	-488.02
10/11/2023	Expense	DD	Yes	DONNA M. NICHOLS	PNC GENERAL FUND	-402.90

CITY OF HURSTBOURNE ACRES

Transaction List by Date

October 2023

DATE	TRANSACTION TYPE	NUM	POSTING NAME	MEMO/DESCRIPTION	ACCOUNT	AMOUNT
10/11/2023	Expense	DD	TERESA C. RENNINGER		PNC GENERAL FUND	-402.90
10/11/2023	Expense	DD	Thomas Theiss		PNC GENERAL FUND	-402.90
10/11/2023	Expense	DD	TROY E. ESKRIDGE JR.		PNC GENERAL FUND	-402.90
10/11/2023	Expense	DD	John Bloomer		PNC GENERAL FUND	-678.40
10/11/2023	Check	1786	Kay C. Eskridge		PNC GENERAL FUND	-150.00
10/12/2023	Payroll Check	DD	STEPHEN R. GRIFFIN	Pay Period: 09/24/2023-10/07/2023	Direct Deposit Payable	1,678.40
10/12/2023	Payroll Check	DD	MARY SUSAN STIVERS	Pay Period: 09/24/2023-10/07/2023	Direct Deposit Payable	238.54
10/12/2023	Payroll Check	DD	KEVIN G. MILLS	Pay Period: 09/24/2023-10/07/2023	Direct Deposit Payable	885.15
10/12/2023	Payroll Check	DD	TODD L. HALE	Pay Period: 09/24/2023-10/07/2023	Direct Deposit Payable	574.56
10/12/2023	Payroll Check	DD	MARY SUSAN STIVERS	Pay Period: 09/24/2023-10/07/2023	PNC GENERAL FUND	-238.54
10/12/2023	Payroll Check	DD	Michael A. Holston	Pay Period: 09/24/2023-10/07/2023	Direct Deposit Payable	895.92
10/12/2023	Payroll Check	DD	STEPHEN R. GRIFFIN	Pay Period: 09/24/2023-10/07/2023	PNC GENERAL FUND	-
10/12/2023	Payroll Check	DD	Paul A. Wheatley	Pay Period: 09/24/2023-10/07/2023	Direct Deposit Payable	1,678.40
10/12/2023	Payroll Check	DD	TODD L. HALE	Pay Period: 09/24/2023-10/07/2023	Direct Deposit Payable	793.66
10/12/2023	Payroll Check	DD	Michael A. Holston	Pay Period: 09/24/2023-10/07/2023	PNC GENERAL FUND	-574.56
10/12/2023	Payroll Check	DD	KEVIN G. MILLS	Pay Period: 09/24/2023-10/07/2023	PNC GENERAL FUND	-895.92
10/12/2023	Payroll Check	DD	Paul A. Wheatley	Pay Period: 09/24/2023-10/07/2023	PNC GENERAL FUND	-885.15
10/12/2023	Payroll Check	DD	Motorola Solutions	CHECK 8325 xxxxx7012	PNC GENERAL FUND	-793.66
10/13/2023	Bill Payment (Check)		LOUISVILLE WATER	facilities	PNC GENERAL FUND	1,442.60
10/13/2023	Bill Payment (Check)		LOUISVILLE WATER	Parks	PNC GENERAL FUND	-26.25
10/16/2023	Tax Payment		IRS	Tax Payment for Period: 09/01/2023-09/30/2023	PNC GENERAL FUND	-52.44
					PNC GENERAL FUND	3,889.05

CITY OF HURSTBOURNE ACRES

Transaction List by Date

October 2023

DATE	TRANSACTION TYPE	NUM	POSTING NAME	MEMO/DESCRIPTION	ACCOUNT	AMOUNT
10/16/2023	Check	1795	Yes CRAIG MCALLISTER	Band member pay for picnic reissued checked	PNC GENERAL FUND	-100.00
10/16/2023	Expense		Yes USPS	POS PURCHASE POS99999999 3624721 USPS PO 204821 LOUISVILLE KY USPS PO 204821 N1016 4510LOUISVILLE KY	PNC GENERAL FUND	-9.65
10/16/2023	Expense		Yes UPLINK	RECURRING DEBIT CAPD xxxxxxxxxxxxxxx0289 UPLINK/EARTH 855-7918966 NV UPLINK/EARTH VIS 1016 855-7918966 NV	PNC GENERAL FUND	-4.95
10/16/2023	Check	2009	Yes	CHECK 2009 xxxxx0948 Unapproved check	PNC GENERAL FUND	9,800.00
10/17/2023	Tax Payment		Yes KY Division of Unemployment Insurance	Tax Payment for Period: 07/01/2023-09/30/2023	PNC GENERAL FUND	-19.69
10/17/2023	Check	8331	Yes ECO-TECH, LLC	CHECK 8331 xxxxx2739	PNC GENERAL FUND	-260.00
10/17/2023	Deposit	2009	Yes	SUSPICIOUS ITEM RETURN CK xxxxxxxxxxxxxxx2009	PNC GENERAL FUND	9,800.00
10/18/2023	Tax Payment		Yes IN Department of Revenue	Tax Payment for Period: 09/01/2023-09/30/2023	PNC GENERAL FUND	-215.27
10/18/2023	Check	1796	Yes Jim Carrey	storm tree damage behind Michael Bolton House	PNC GENERAL FUND	2,500.00
10/18/2023	Check	8329	Yes ECO-TECH, LLC	CHECK 8329 xxxxx7190	PNC GENERAL FUND	3,576.30
10/18/2023	Check	8330	Yes JEFFERSON COUNTY LEAGUE OF CITIES	CHECK 8330 xxxxx4662 2023 Membership Dues	PNC GENERAL FUND	1,142.15
10/20/2023	Expense		Yes QuickBooks Payroll Service	RECURRING DEBIT CAPD xxxxxxxxxxxxxxx0295 INTUIT *QBooks Online CL-INTUIT.C CA INTUIT *QBooks Online VIS 1020 CL-INTUIT.C CA	PNC GENERAL FUND	-234.79
10/23/2023	Deposit		Yes	ACH CREDIT AUTO-OWNERS INSU DAILY DAILY AUTO-OWNERS INSU	PNC GENERAL FUND	160.80
10/25/2023	Deposit		Yes	CORPORATE ACH xxxxxxxxxxxx2038 KY FINANCE KYPAYMENTS xxxxxxxxxxxx2038 KYPAYMENTS/KY FINANCE	PNC GENERAL FUND	642.66
10/25/2023	Expense		Yes LG & E	ACH DEBIT xxxxxxxxxxxx9012 LOUISVILLE GAS & PAYMENT xxxxxxxxxxxx9012 PAYMENT LOUISVILLE GAS &	PNC GENERAL FUND	-125.26
10/25/2023	Expense		Yes LG & E	ACH DEBIT xxxxxxxxxxxx0480 LOUISVILLE GAS & PAYMENT xxxxxxxxxxxx0430 PAYMENT LOUISVILLE GAS &	PNC GENERAL FUND	-39.62
10/25/2023	Expense		Yes LG & E	ACH DEBIT xxxxxxxxxxxx5541 LOUISVILLE GAS & PAYMENT xxxxxxxxxxxx5541 PAYMENT LOUISVILLE GAS &	PNC GENERAL FUND	1,639.47
10/25/2023	Expense		Yes LG & E	ACH DEBIT xxxxxxxxxxxx7695 LOUISVILLE GAS & PAYMENT xxxxxxxxxxxx7695 PAYMENT LOUISVILLE GAS &	PNC GENERAL FUND	-39.22
10/26/2023	Payroll Check	DD	Yes KEVIN G. MILLS	Pay Period: 10/08/2023-10/21/2023	Direct Deposit Payable	885.15
10/26/2023	Payroll Check	DD	Yes STEPHEN R. GRIFFIN	Pay Period: 10/08/2023-10/21/2023	Direct Deposit Payable	1,652.90
10/26/2023	Payroll Check	DD	Yes Michael A. Holston	Pay Period: 10/08/2023-10/21/2023	Direct Deposit Payable	884.79

CITY OF HURSTBOURNE ACRES

Transaction List by Date

October 2023

DATE	TRANSACTION TYPE	NUM	POSTING NAME	MEMO/DESCRIPTION	ACCOUNT	AMOUNT
10/26/2023	Payroll Check	DD	Paul A. Wheatley	Pay Period: 10/08/2023-10/21/2023	Direct Deposit Payable	961.88
10/26/2023	Payroll Check	DD	TODD L. HALE	Pay Period: 10/08/2023-10/21/2023	Direct Deposit Payable	956.04
10/26/2023	Payroll Check	DD	MARY SUSAN STIVERS	Pay Period: 10/08/2023-10/21/2023	Direct Deposit Payable	70.04
10/26/2023	Payroll Check	DD	TODD L. HALE	Pay Period: 10/08/2023-10/21/2023	PNC GENERAL FUND	-956.04
10/26/2023	Payroll Check	DD	Paul A. Wheatley	Pay Period: 10/08/2023-10/21/2023	PNC GENERAL FUND	-961.88
10/26/2023	Payroll Check	DD	Michael A. Holston	Pay Period: 10/08/2023-10/21/2023	PNC GENERAL FUND	-884.79
10/26/2023	Payroll Check	DD	STEPHEN R. GRIFFIN	Pay Period: 10/08/2023-10/21/2023	PNC GENERAL FUND	-
10/26/2023	Payroll Check	DD	KEVIN G. MILLS	Pay Period: 10/08/2023-10/21/2023	PNC GENERAL FUND	1,652.90
10/26/2023	Payroll Check	DD	MARY SUSAN STIVERS	Pay Period: 10/08/2023-10/21/2023	PNC GENERAL FUND	-885.15
10/26/2023	Payroll Check	DD	LG & E	Pay Period: 10/08/2023-10/21/2023	PNC GENERAL FUND	-70.04
10/26/2023	Expense			ACH DEBIT xxxxxxxx7372 LOUISVILLE GAS & PAYMENT xxxxxxxx7372 PAYMENT LOUISVILLE GAS &	PNC GENERAL FUND	-36.76
10/27/2023	Check	1797	Randy Thomas	reissued check to band member	PNC GENERAL FUND	-100.00
10/27/2023	Check	8327	NUNNLEA C/O BEAUTIFICATION LEAGUE	CHECK 8327 xxxxx5458	PNC GENERAL FUND	-900.00
10/27/2023	Check	8317	AMLUNG LAWN CARE LLC	CHECK 8317 xxxxx5459	PNC GENERAL FUND	-
10/28/2023	Expense		KROGER	POS PURCHASE POS50037931 3602378 KROGER #379 LOUISVILLE KY KROGER #379 N1028	PNC GENERAL FUND	1,300.00
10/30/2023	Check	1764	MICHAEL H. BOLTON	4510LOUISVILLE KY CHECK 1764 xxxxx4577	PNC GENERAL FUND	-132.00
10/31/2023	Deposit			DEPOSIT xxxxx8465	PNC GENERAL FUND	-374.02
10/31/2023	Deposit			DEPOSIT xxxxx8486	PNC GENERAL FUND	6,979.30
10/31/2023	Deposit			DEPOSIT xxxxx8486	PNC GENERAL FUND	4,129.34

City of Hurstbourne Acres
 Attn General Fund
 C/O Terry McAllister

Get our latest commentary

From today's market snapshot to our latest thinking on the markets and economy, it's all at your fingertips at edwardjones.com/guidance. In addition, your financial advisor has access to information on thousands of companies and detailed information on the hundreds of stocks our analysts follow, as well as reports on a wide range of investing topics. Contact your financial advisor for more information.

Association - Select Portfolio Objective - Account: Income Focus

Account Value

\$467,310.19

1 Month Ago	\$470,547.09
1 Year Ago	\$451,906.14
3 Years Ago	\$447,533.42
5 Years Ago	\$493,443.80

Value Summary

	This Period	This Year
Beginning value	\$470,547.09	\$472,837.93
Assets added to account	0.00	0.00
Assets withdrawn from account	0.00	0.00
Fees and charges	0.00	0.00
Change in value	-3,236.90	-5,527.74
Ending Value	\$467,310.19	

For more information regarding the Value Summary section, please visit www.edwardjones.com/mvstatementguide.

Asset Details (as of Oct 27, 2023)

additional details at www.edwardjones.com/access

Assets Held At Edward Jones

	Current Yield/Rate	Beginning Balance	Deposits	Withdrawals	Ending Balance
Money Market	4.69%*	\$736.49	\$942.38	—	\$1,678.87

* The average yield on the money market fund for the past seven days.

Certificates of Deposit	Maturity Date	Maturity Value	Cost Basis	Unrealized Gain/Loss	Value^
Charles Schwab Bk Ssb Westlake 5.00%	3/5/2024	22,000.00	22,000.00	-46.86	21,953.14
Wells Fargo Bk N A Sioux Falls 5.05%	5/1/2024	17,000.00	17,000.00	-51.51	16,948.49
Wells Fargo Bk N A Sioux Falls 5.10%	5/3/2024	1,000.00	1,000.00	-2.82	997.18

AB 02 004993 48873 H 23 A 001000

CITY OF HURSTBOURNE ACRES
 ATTN GENERAL FUND
 C/O TERRY MCALLISTER
 PO BOX 24004
 LOUISVILLE KY 40224-0004



Portfolio Summary

Total Portfolio Value	
\$748,737.77	
1 Month Ago	\$755,209.40
1 Year Ago	\$713,891.30
3 Years Ago	\$727,583.47
5 Years Ago	\$1,015,910.25

Giving thanks

As Thanksgiving approaches, we pause to reflect on everything we're grateful for. We want you to know how much we appreciate the confidence you've placed in Edward Jones. We're grateful for your business, and we value the relationship we've built together.

Thank you, veterans

This Veterans Day, we honor those who have served our country. We join the rest of the nation in expressing our gratitude for the sacrifices of America's veterans.

Overview of Accounts

Accounts	Account Holder	Account Number	Value 1 Year Ago	Current Value
Association Account Select	City of Hurstbourne Acres	637-05769-1-7	\$451,906.14	\$467,310.19
Association Account Select	City of Hurstbourne Acres	637-05074-1-7	\$261,985.16	\$281,427.58
Total Accounts			\$713,891.30	\$748,737.77

Although account information is provided on this page, it does not guarantee an actual statement was produced. Refer to your account statement for the exact registration and more specific details regarding each account.

Important disclosures, such as Statement of Financial Condition, Conditions that Govern Your Account, Account Safety, Errors, Complaints, Withholding, Free Credit Balance, Fair Market Value or Terminology, relating to your account(s) are available on the last page of this package or at www.edwardjones.com/statementdisclosures.

City of Hurstbourne Acres
 Attn General Fund
 C/O Terry McAllister

Get our latest commentary

From today's market snapshot to our latest thinking on the markets and economy, it's all at your fingertips at edwardjones.com/guidance. In addition, your financial advisor has access to information on thousands of companies and detailed information on the hundreds of stocks our analysts follow, as well as reports on a wide range of investing topics. Contact your financial advisor for more information.

Association - Select Portfolio Objective - Account: Income Focus

Account Value

\$467,310.19

1 Month Ago	\$470,547.09
1 Year Ago	\$451,906.14
3 Years Ago	\$447,533.42
5 Years Ago	\$493,443.80

Value Summary

	This Period	This Year
Beginning value	\$470,547.09	\$472,837.93
Assets added to account	0.00	0.00
Assets withdrawn from account	0.00	0.00
Fees and charges	0.00	0.00
Change in value	-3,236.90	-5,527.74
Ending Value	\$467,310.19	

For more information regarding the Value Summary section, please visit www.edwardjones.com/mystatementguide.

Asset Details (as of Oct 27, 2023)

additional details at www.edwardjones.com/access

Assets Held At Edward Jones

	Current Yield/Rate	Beginning Balance	Deposits	Withdrawals	Ending Balance
Money Market	4.69%*	\$736.49	\$942.38	—	\$1,678.87

* The average yield on the money market fund for the past seven days.

Certificates of Deposit	Maturity Date	Maturity Value	Cost Basis	Unrealized Gain/Loss	Value^
Charles Schwab Bk Ssb Westlake 5.00%	3/5/2024	22,000.00	22,000.00	-46.86	21,953.14
Wells Fargo Bk N A Sloux Falls 5.05%	5/1/2024	17,000.00	17,000.00	-51.51	16,948.49
Wells Fargo Bk N A Sloux Falls 5.10%	5/3/2024	1,000.00	1,000.00	-2.82	997.18

Asset Details (continued)

Mutual Funds	Price	Quantity	Cost Basis	Unrealized Gain/Loss	Value
Franklin Low Dur Ttl Rtn A	8.76	9,387.566	90,412.88	-8,177.80	82,235.08
Total Account Value					\$467,310.19

Cost basis is the amount of your investment for tax purposes and is used to calculate gain or loss upon sale or other disposition of a security. It is not a measure of performance. The cost basis amounts on your statement should not be relied upon for tax preparation purposes. Cost basis information may be from outside sources and has not been verified for accuracy. Refer to your official tax documents for information about reporting cost basis. Consult a qualified tax advisor or an attorney regarding your situation. If you believe the cost basis information is inaccurate, contact Client Relations.

Investment and Other Activity by Date

Date	Description	Quantity	Amount
10/02	Dividend on Franklin Low Dur Ttl Rtn A on 9,357.301 Shares at Daily Accrual Rate		\$264.82
10/02	Reinvestment into Franklin Low Dur Ttl Rtn A @ 8.75	30.265	-264.82
10/02	Dividend on Franklin Fed Tax-Free Inc A1 on 13,994.205 Shares at Daily Accrual Rate		436.99
10/02	Interest on Orange Cnty FL Rev Rfdg Ser B Due 10/01/2045 4.000 % on 25,000 Shares @ 0.02		500.00
10/25	Interest on VK Bld America Bds Incm Tr 12 on 50 Shares @ 1.34		67.00
10/25	Interest on VK Build Amer Bonds Income #23 on 100 Shares @ 1.51		151.00
10/25	Interest on Invesco Bld Amer BD Incm Tr 44 on 35 Shares @ 3.39		118.65
10/26	Buy Franklin Fed Tax-Free Inc A1 @ 9.93 No Sales Charge	6.747	-67.00
10/26	Buy Franklin Fed Tax-Free Inc A1 @ 9.93 No Sales Charge	11.949	-118.65
10/26	Buy Franklin Fed Tax-Free Inc A1 @ 9.93 No Sales Charge	15.206	-151.00

Money Market Detail by Date

Beginning Balance on Sep 30					\$736.49
Date	Transaction	Description	Deposits	Withdrawals	Balance
10/02	Deposit		500.00		\$1,236.49
10/03	Deposit		436.99		\$1,673.48
10/20	Income	Dividend on Money Market for 32 Days @ 4.69%	5.39		\$1,678.87
Total			\$942.38		
Ending Balance on Oct 27					\$1,678.87

Asset Details (continued)

Certificates of Deposit	Maturity Date	Maturity Value	Cost Basis	Unrealized Gain/Loss	Value[^]
Wells Fargo Bk N A Sioux Falls 5.30%	7/10/2024	2,000.00	2,000.00	-5.96	1,994.04
Charles Schwab Bk Ssb Westlake 5.40%	9/18/2024	21,000.00	21,000.00	-54.18	20,945.82

[^]The values shown for CDs represent estimated values if sold prior to maturity. Actual prices may be higher or lower. Generally, if held until maturity, the maturity value plus any accrued interest due will be credited to your account.

Taxable Municipal Bonds	Maturity Date	Maturity Value	Cost Basis	Unrealized Gain/Loss	Value
Paducah KY Indpt Sch Dist Fin 5.00%	12/1/2030	5,000.00	5,047.37	-40.72	5,006.65
New Orleans La Pub Impt GO A 4.00%	12/1/2036	10,000.00	9,984.54	-1,763.54	8,221.00
Fairfield Ohio City Sch Dist 3.476%	11/1/2044	20,000.00	20,476.56	-6,662.96	13,813.60

Federally Tax Exempt Municipal Bonds	Maturity Date	Maturity Value	Cost Basis	Unrealized Gain/Loss	Value
---	----------------------	-----------------------	-------------------	-----------------------------	--------------

Interest received on Federally Tax Exempt Municipal Bonds is generally exempt from federal income tax. However, income may be subject to federal alternative minimum tax (AMT) and state taxes. Consult with your qualified tax professional about your situation.

Union Cnty NJ Utilis Auth Rev 4.75%	12/1/2031	5,000.00	5,000.00	2.25	5,002.25
Orange Cnty FL Rev Rfdg Ser B 4.00%	10/1/2045	25,000.00	24,061.07	-3,038.32	21,022.75
Louisville & Jefferson Cnty KY 3.00%	5/15/2046	20,000.00	19,876.02	-6,568.62	13,307.40
Wisconsin St Auth Rev 2016A 4.00%	11/15/2046	10,000.00	9,979.44	-1,575.34	8,404.10

Bonds with par value other than \$1000	Price	Maturity Value	Cost Basis	Unrealized Gain/Loss	Value
Tennessee Valley Auth Parrs	21.17	46,900.00	49,909.77	-10,194.85	39,714.92

Unit Trusts	Price	Quantity	Cost Basis	Unrealized Gain/Loss	Value
Invesco Bld Amer BD Incm Tr 44	633.18	35	28,874.47	-6,713.17	22,161.30
VK Bld America Bds Incm Tr 12	284.03	50	22,867.58	-8,666.08	14,201.50
VK Build Amer Bonds Income #23	304.03	100	49,186.99	-18,783.99	30,403.00

Mutual Funds	Price	Quantity	Cost Basis	Unrealized Gain/Loss	Value
Franklin Fed Tax-Free Inc A1	9.93	14,028.107	174,658.45	-35,359.35	139,299.10

Asset Details (continued)

Mutual Funds	Price	Quantity	Cost Basis	Unrealized Gain/Loss	Value
Franklin Low Dur Ttl Rtn A	8.76	9,387.566	90,412.88	-8,177.80	82,235.08
Total Account Value					\$467,310.19

Cost basis is the amount of your investment for tax purposes and is used to calculate gain or loss upon sale or other disposition of a security. It is not a measure of performance. The cost basis amounts on your statement should not be relied upon for tax preparation purposes. Cost basis information may be from outside sources and has not been verified for accuracy. Refer to your official tax documents for information about reporting cost basis. Consult a qualified tax advisor or an attorney regarding your situation. If you believe the cost basis information is inaccurate, contact Client Relations.

Investment and Other Activity by Date

Date	Description	Quantity	Amount
10/02	Dividend on Franklin Low Dur Ttl Rtn A on 9,357.301 Shares at Daily Accrual Rate		\$264.82
10/02	Reinvestment into Franklin Low Dur Ttl Rtn A @ 8.75	30.265	-264.82
10/02	Dividend on Franklin Fed Tax-Free Inc A1 on 13,994.205 Shares at Daily Accrual Rate		436.99
10/02	Interest on Orange Cnty FL Rev Rfdg Ser B Due 10/01/2045 4.000 % on 25,000 Shares @ 0.02		500.00
10/25	Interest on VK Bid America Bds Incm Tr 12 on 50 Shares @ 1.34		67.00
10/25	Interest on VK Build Amer Bonds Income #23 on 100 Shares @ 1.51		151.00
10/25	Interest on Invesco Bid Amer BD Incm Tr 44 on 35 Shares @ 3.39		118.65
10/26	Buy Franklin Fed Tax-Free Inc A1 @ 9.93 No Sales Charge	6.747	-67.00
10/26	Buy Franklin Fed Tax-Free Inc A1 @ 9.93 No Sales Charge	11.949	-118.65
10/26	Buy Franklin Fed Tax-Free Inc A1 @ 9.93 No Sales Charge	15.206	-151.00

Money Market Detail by Date

Beginning Balance on Sep 30					\$736.49
Date	Transaction	Description	Deposits	Withdrawals	Balance
10/02	Deposit		500.00		\$1,236.49
10/03	Deposit		436.99		\$1,673.48
10/20	Income	Dividend on Money Market for 32 Days @ 4.69%	5.39		\$1,678.87
Total			\$942.38		
Ending Balance on Oct 27					\$1,678.87

City of Hurstbourne Acres
 Attn Municipal Aid Road Fund
 C/O Terry McAllister

Rules of the road: Invest for the long term

One of the biggest mistakes investors can make is trying to time the markets based on short-term declines or the latest prediction. Jumping into and out of the market at the wrong time can result in lower performance over time. While buy and hold doesn't mean buy and forget, it's important to make changes for the right reasons. Your financial advisor can help ensure your investments are still working toward your important long-term goals. See all 10 of our Rules of the Road at edwardjones.com/rules.

Association - Select Portfolio Objective - Account: Income Focus

Account Value	
\$281,427.58	
1 Month Ago	\$284,662.31
1 Year Ago	\$261,985.16
3 Years Ago	\$280,050.05
5 Years Ago	\$522,466.45

Value Summary		
	This Period	This Year
Beginning value	\$284,662.31	\$269,090.20
Assets added to account	0.00	11,961.45
Assets withdrawn from account	0.00	-4,900.00
Fees and charges	0.00	0.00
Change in value	-3,234.73	5,275.93
Ending Value	\$281,427.58	

For more information regarding the Value Summary section, please visit www.edwardjones.com/mystatementguide.

Asset Details (as of Oct 27, 2023)

additional details at www.edwardjones.com/access

Assets Held At Edward Jones

	Current Yield/Rate	Beginning Balance	Deposits	Withdrawals	Ending Balance
Money Market	4.69%*	\$1,155.46	\$373.17	—	\$1,528.63

* The average yield on the money market fund for the past seven days.

Certificates of Deposit	Maturity Date	Maturity Value	Cost Basis	Unrealized Gain/Loss	Value^
Charles Schwab Bk Ssb Westlake 5.00%	3/5/2024	23,000.00	23,000.00	-48.99	22,951.01
Wells Fargo Bk N A Sioux Falls 5.05%	5/1/2024	32,000.00	32,000.00	-96.96	31,903.04
Wells Fargo Bk N A Sioux Falls 5.10%	5/3/2024	16,000.00	16,000.00	-45.12	15,954.88

Your Relationship and Mailing Group(s)

Relationship - You have asked us to combine the accounts listed below for planning purposes as we work with you to achieve your financial goals. This means that information about these accounts and your goals and objectives may be shared with and accessible by each owner and authorized party in the relationship, including through Edward Jones Online Access and Edward Jones reports.

Mailing Group - You have also asked us to combine certain information about the accounts listed below into the mailing group(s) below for delivery purposes. Information for accounts within the same mailing group may be included in one envelope and mailed to the mailing group address. We may still send certain information directly to the account owners, as we believe appropriate.

Account Number	Account Owner(s)	Account Type	Mailing Group Address
XXX-XX769-1-7	City of Hurstbourne Acres	Association Account Select	CITY OF HURSTBOURNE ACRES ATTN GENERAL FUND C/O TERRY MCALLISTER PO BOX 24004 LOUISVILLE KY 40224-0004
XXX-XX074-1-7	City of Hurstbourne Acres	Association Account Select	

For more information on this relationship or mailing group(s), please visit www.edwardjones.com/disclosures. If you wish to make changes to either the relationship(s) or mailing group(s), please contact your financial advisor.

Interested Parties

As you requested, a copy of your statement has been sent to:
 Terry McAllister

4402

City of Hurstbourne Acres
Attn Municipal Aid Road Fund
C/O Terry McAllister

Rules of the road: Invest for the long term

One of the biggest mistakes investors can make is trying to time the markets based on short-term declines or the latest prediction. Jumping into and out of the market at the wrong time can result in lower performance over time. While buy and hold doesn't mean buy and forget, it's important to make changes for the right reasons. Your financial advisor can help ensure your investments are still working toward your important long-term goals. See all 10 of our Rules of the Road at edwardjones.com/rules.

Association - Select
Portfolio Objective - Account: Income Focus

Account Value	
\$281,427.58	
1 Month Ago	\$284,662.31
1 Year Ago	\$261,985.16
3 Years Ago	\$280,050.05
5 Years Ago	\$522,466.45

Value Summary		
	This Period	This Year
Beginning value	\$284,662.31	\$269,090.20
Assets added to account	0.00	11,961.45
Assets withdrawn from account	0.00	-4,900.00
Fees and charges	0.00	0.00
Change in value	-3,234.73	5,275.93
Ending Value	\$281,427.58	

For more information regarding the Value Summary section, please visit www.edwardjones.com/mystatementguide.

Asset Details (as of Oct 27, 2023)

additional details at www.edwardjones.com/access

Assets Held At Edward Jones

	Current Yield/Rate	Beginning Balance	Deposits	Withdrawals	Ending Balance
Money Market	4.69%*	\$1,155.46	\$373.17	—	\$1,528.63

* The average yield on the money market fund for the past seven days.

Certificates of Deposit	Maturity Date	Maturity Value	Cost Basis	Unrealized Gain/Loss	Value^
Charles Schwab Bk Ssb Westlake 5.00%	3/5/2024	23,000.00	23,000.00	-48.99	22,951.01
Wells Fargo Bk N A Sioux Falls 5.05%	5/1/2024	32,000.00	32,000.00	-96.96	31,903.04
Wells Fargo Bk N A Sioux Falls 5.10%	5/3/2024	16,000.00	16,000.00	-45.12	15,954.88

Asset Details (continued)

Mutual Funds	Price	Quantity	Cost Basis	Unrealized Gain/Loss	Value
Franklin Fed Tax-Free Inc A1	9.93	956.387	11,903.04	-2,406.12	9,496.92
Total Account Value					\$281,427.58

Cost basis is the amount of your investment for tax purposes and is used to calculate gain or loss upon sale or other disposition of a security. It is not a measure of performance. The cost basis amounts on your statement should not be relied upon for tax preparation purposes. Cost basis information may be from outside sources and has not been verified for accuracy. Refer to your official tax documents for information about reporting cost basis. Consult a qualified tax advisor or an attorney regarding your situation. If you believe the cost basis information is inaccurate, contact Client Relations.

Summary of Realized Gain/Loss

	This Year
Short Term (assets held 1 year or less)	\$0.00
Long Term (held over 1 year)	5.74
Total	\$5.74

Summary totals may not include proceeds from uncosted securities or certain corporate actions.

Investment and Other Activity by Date

Date	Description	Quantity	Amount
10/02	Dividend on Franklin Fed Tax-Free Inc A1 on 956.387 Shares at Daily Accrual Rate		\$29.92
10/03	Dividend on Vng S&P 500 on 148 Shares @ 1.4925		220.89
10/05	Dividend on Vng Inter Co Bnd on 442 Shares @ 0.264		116.69

Money Market Detail by Date

Beginning Balance on Sep 30					\$1,155.46
Date	Transaction	Description	Deposits	Withdrawals	Balance
10/03	Deposit		220.89		\$1,376.35
10/03	Deposit		29.92		\$1,406.27
10/05	Deposit		116.69		\$1,522.96
10/20	Income	Dividend on Money Market for 32 Days @ 4.69%	5.67		\$1,528.63
Total			\$373.17		
Ending Balance on Oct 27					\$1,528.63

Asset Details (continued)

Certificates of Deposit	Maturity Date	Maturity Value	Cost Basis	Unrealized Gain/Loss	Value[^]
Wells Fargo Bk N A Sioux Falls 5.30%	7/10/2024	26,000.00	26,000.00	-77.48	25,922.52
Charles Schwab Bk Ssb Westlake 5.40%	9/18/2024	20,000.00	20,000.00	-51.60	19,948.40

[^]The values shown for CDs represent estimated values if sold prior to maturity. Actual prices may be higher or lower. Generally, if held until maturity, the maturity value plus any accrued interest due will be credited to your account.

Taxable Municipal Bonds	Maturity Date	Maturity Value	Cost Basis	Unrealized Gain/Loss	Value
Berwyn IL Series 2013B GO 5.30%	12/1/2023	20,000.00	20,002.67	-12.07	19,990.60
Lincoln NE W Haymkt Bab GO 4.35%	12/15/2029	10,000.00	9,976.80	-559.50	9,417.30

Federally Tax Exempt Municipal Bonds

Maturity Date	Maturity Value	Cost Basis	Unrealized Gain/Loss	Value
----------------------	-----------------------	-------------------	-----------------------------	--------------

Interest received on Federally Tax Exempt Municipal Bonds is generally exempt from federal income tax. However, income may be subject to federal alternative minimum tax (AMT) and state taxes. Consult with your qualified tax professional about your situation.

Wisconsin St Auth Rev 2016A 4.00%	5/15/2026 ²	5,000.00	4,988.05	5.10	4,993.15
Wisconsin St Auth Rev 2016A 4.00%	11/15/2046	25,000.00	24,940.35	-3,930.10	21,010.25

² This bond includes a feature that requires the issuer to redeem the bond on the date displayed above. This is known as the prerefunding date. Contact your Financial Advisor for more information.

Government and Agency Securities	Maturity Date	Maturity Value	Cost Basis	Unrealized Gain/Loss	Value
Tennessee Valley Auth Glb Pwr 5.25%	9/15/2039	10,000.00	10,331.19	-863.39	9,467.80

Exchange Traded & Closed End Funds

Price	Quantity	Cost Basis	Unrealized Gain/Loss	Value
--------------	-----------------	-------------------	-----------------------------	--------------

Vng Inter Co Bnd	74.66	442	42,077.46	-9,077.74	32,999.72
Vng S&P 500	377.32	148	56,806.26	-962.90	55,843.36

Asset Details (continued)

Mutual Funds	Price	Quantity	Cost Basis	Unrealized Gain/Loss	Value
Franklin Fed Tax-Free Inc A1	9.93	956.387	11,903.04	-2,406.12	9,496.92
Total Account Value					\$281,427.58

Cost basis is the amount of your investment for tax purposes and is used to calculate gain or loss upon sale or other disposition of a security. It is not a measure of performance. The cost basis amounts on your statement should not be relied upon for tax preparation purposes. Cost basis information may be from outside sources and has not been verified for accuracy. Refer to your official tax documents for information about reporting cost basis. Consult a qualified tax advisor or an attorney regarding your situation. If you believe the cost basis information is inaccurate, contact Client Relations.

Summary of Realized Gain/Loss

	This Year
Short Term (assets held 1 year or less)	\$0.00
Long Term (held over 1 year)	5.74
Total	\$5.74

Summary totals may not include proceeds from uncosted securities or certain corporate actions.

Investment and Other Activity by Date

Date	Description	Quantity	Amount
10/02	Dividend on Franklin Fed Tax-Free Inc A1 on 956.387 Shares at Daily Accrual Rate		\$29.92
10/03	Dividend on Vng S&P 500 on 148 Shares @ 1.4925		220.89
10/05	Dividend on Vng Inter Co Bnd on 442 Shares @ 0.264		116.69

Money Market Detail by Date

Beginning Balance on Sep 30					\$1,155.46
Date	Transaction	Description	Deposits	Withdrawals	Balance
10/03	Deposit		220.89		\$1,376.35
10/03	Deposit		29.92		\$1,406.27
10/05	Deposit		116.69		\$1,522.96
10/20	Income	Dividend on Money Market for 32 Days @ 4.69%	5.67		\$1,528.63
Total			\$373.17		
Ending Balance on Oct 27					\$1,528.63

About Edward Jones

Edward D. Jones & Co., L.P., is dually registered with the Securities and Exchange Commission (SEC) as a broker-dealer and an investment adviser. Edward Jones is also a member of Financial Industry Regulatory Authority (FINRA).

Statement of Financial Condition — Edward Jones' Statement of Financial Condition is available at edwardjones.com/about/financial-reports.html, your local office or by mail upon written request.

About Your Account

Account Information — Your account agreement(s) contain the conditions that govern your account. Contact your financial advisor if you have any changes to your financial situation, contact information or investment objectives.

Account Accuracy — If you believe there are errors on your account, promptly notify your financial advisor or Client Relations. To further protect your rights, including rights under the Securities Investor Protection Act (SIPA), re-confirm any oral communication by sending us a letter within 30 days. If you think there is an error with, or you have a question about, your electronic transfers, contact Client Relations.

Complaints about Your Account — If you have a complaint, call Client Relations or send a letter to Edward Jones, Attn: Complaints Investigations, 12555 Manchester Rd., St. Louis, MO 63131 or send an email to complaints@edwardjones.com

Pricing — For the most current prices of your investments, contact your financial advisor or visit Online Access. While we believe our pricing information is reliable, some information is provided by third parties and we cannot guarantee its accuracy.

Systematic and Money Market Transactions — Additional transaction details may be available upon written request to Edward Jones, Attn: Trade Operations Dept.

Fair Market Value for Individual Retirement Accounts — Your account's fair market value as of Dec. 31 will be reported to the Internal Revenue Service (IRS) as required by law.

Withholding on Distributions or Withdrawals — Federal law requires Edward Jones to withhold income tax on distribution(s) from your retirement accounts and other plans, unless you elect not to have withholding apply by completing the appropriate form and returning it to the address specified on the form. Your election will remain in effect until you change or revoke it by completing and returning a new form. If you elect not to have withholding or do not have enough income tax withheld from your distributions, or if payments of estimated taxes are not sufficient, you may be responsible for payments of estimated taxes and/or incur penalties as a result. State withholding, if applicable, is subject to the state's withholding requirements.

Fees and Charges — The "Fees and Charges" amount shown in your Value Summary includes the following:








- Account fees (e.g., advisory program asset-based fees and retirement account fees);
- Fees and charges for services (e.g., check reorders and wire transfers); and
- Margin loan interest

This amount does not include transaction-based fees and charges on the purchase or sale of a security or other product (e.g., systematic investing fees, commissions, sales charges, and markups/ markdowns). These fees and charges are shown in the activity section(s) of your statement or on your trade confirmations. For more information, contact your financial advisor.

Rights to Your Money Market Fund, Bank Deposit and Free Credit Balances — The uninvested cash in your account ("Free Credit Balance") is payable on demand. You may instruct us to liquidate your Insured Bank Deposit or Money Market fund balance(s). We will disburse the proceeds to you or place them in your accounts. Your instructions must be made during normal business hours and are subject to the terms and conditions of the account agreement(s).

To learn more about fees and costs, revenue sharing, and the compensation received by Edward Jones and your financial advisor, please talk with your financial advisor or visit edwardjones.com/disclosures.

CONTACT INFORMATION

Client Relations		Online Access	Other Contacts
 Toll Free Phone 800-441-2357	For hours, visit edwardjones.com	 edwardjones.com/access	 Edward Jones Personal MasterCard® 866-874-6711
 201 Progress Parkway Maryland Heights, MO 63043		 Edward Jones Online Support 800-441-5203	 Edward Jones Business MasterCard® 866-874-6712
			 Edward Jones VISA® Debit Card 888-289-6635

S1EDJ001 Rev 11/21

Your Relationship and Mailing Group(s)

Relationship - You have asked us to combine the accounts listed below for planning purposes as we work with you to achieve your financial goals. This means that information about these accounts and your goals and objectives may be shared with and accessible by each owner and authorized party in the relationship, including through Edward Jones Online Access and Edward Jones reports.

Mailing Group - You have also asked us to combine certain information about the accounts listed below into the mailing group(s) below for delivery purposes. Information for accounts within the same mailing group may be included in one envelope and mailed to the mailing group address. We may still send certain information directly to the account owners, as we believe appropriate.

Account Number	Account Owner(s)	Account Type	Mailing Group Address
XXX-XX769-1-7	City of Hurstbourne Acres	Association Account Select	CITY OF HURSTBOURNE ACRES ATTN GENERAL FUND C/O TERRY MCALLISTER PO BOX 24004 LOUISVILLE KY 40224-0004
XXX-XX074-1-7	City of Hurstbourne Acres	Association Account Select	

For more information on this relationship or mailing group(s), please visit www.edwardjones.com/disclosures. If you wish to make changes to either the relationship(s) or mailing group(s), please contact your financial advisor.

Interested Parties

As you requested, a copy of your statement has been sent to:
 Terry McAllister