

CITY OF HURSTBOURNE ACRES

Profit and Loss

March 2023

PNC Bank Account-ABC acct	\$15,210.05
Income	
KLEPK Income	\$642.66
Insurance Premium Tax Receipts	\$1,120.61
Mineral Severance	\$20.00
TOTAL INCOME	\$1,783.27
Expenses	
General Administration	
Accounting And Bank Fees	
Bookkeeping	\$625.00
Quickbook fees	\$229.49
Total Accounting and Bank Fees	\$854.49
Facilities and Equipment	
Electric	\$176.30
Water	\$56.75
Internet, Telecommunication	\$112.61
Rent- December	\$650.00
Travel, Conference- (Tom Theiss)	\$249.00
Copier	\$185.59
Website Maintenance	\$75.00
Total Facilities and Equipment	\$1,505.25
Total General Administration	\$2,359.74
Parks	
Electric for Parks	\$34.82
Water	\$27.28
Maintenance(tree removal and cleanup)	\$2,950.00
Total Parks	\$3,012.10
City Payroll Expenses	
City Clerk- (Jan, Feb)	\$400.00
Mayor	\$667.17
Elected Officials	\$1,482.60
Newsletter Editor	\$150.00
Total City Payroll Expenses	\$2,699.77
Police Department Expenses	
Taxes	\$1,864.05
Wages	\$20,706.95
Total Payroll Expenses	\$22,571.00

CITY OF HURSTBOURNE ACRES

Profit and Loss

March 2023

Police Department Expenses	
Office Supplies	
Cell phone /Air card	\$92.19
Training	
Fuel	\$697.99
Vehicle Repairs	
Total Police Department Expenses	\$23,361.18
Sanitation	\$3,576.30
Total Sanitation Expense	\$3,576.30
Streets	
Electric for Streets	\$1,714.98
Maintenance - snow plowing and salting	\$7,900.00
Total Streets	\$9,614.98
TOTAL EXPENSES	\$44,624.07
Net Ordinary Income	-\$42,840.80
Beginning Bank Balance2 /01/2023	\$264,871.33
Balance February 28, 2023	\$222,030.53

CITY OF HURSTBOURNE ACRES

Transaction List by Date

March 2023

DATE	TRANSACTION TYPE	POSTING	NAME	MEMO/DESCRIPTION	AMOUNT
03/01/2023	Payroll Check	Yes	KEVIN G. MILLS	Pay Period: 02/12/2023-02/25/2023	1,021.32
03/01/2023	Payroll Check	Yes	Michael A. Holston	Pay Period: 02/12/2023-02/25/2023	983.18
03/01/2023	Payroll Check	Yes	MARY SUSAN STIVERS	Pay Period: 02/12/2023-02/25/2023	509.58
03/01/2023	Payroll Check	Yes	STEPHEN R. GRIFFIN	Pay Period: 02/12/2023-02/25/2023	1,307.09
03/01/2023	Payroll Check	Yes	Paul A. Wheatley	Pay Period: 02/12/2023-02/25/2023	750.00
03/01/2023	Payroll Check	Yes	BRIAN E. GINGERICH	Pay Period: 02/12/2023-02/25/2023	1,012.89
03/01/2023	Payroll Check	Yes	TODD L. HALE	Pay Period: 02/12/2023-02/25/2023	286.95
03/02/2023	Payroll Check	Yes	Michael A. Holston	Pay Period: 02/12/2023-02/25/2023	-983.18
03/02/2023	Payroll Check	Yes	MARY SUSAN STIVERS	Pay Period: 02/12/2023-02/25/2023	-509.58
03/02/2023	Payroll Check	Yes	KEVIN G. MILLS	Pay Period: 02/12/2023-02/25/2023	-
					1,021.32
03/02/2023	Payroll Check	Yes	STEPHEN R. GRIFFIN	Pay Period: 02/12/2023-02/25/2023	-
					1,307.09
03/02/2023	Payroll Check	Yes	Paul A. Wheatley	Pay Period: 02/12/2023-02/25/2023	-750.00
03/02/2023	Payroll Check	Yes	BRIAN E. GINGERICH	Pay Period: 02/12/2023-02/25/2023	-
					1,012.89
03/02/2023	Payroll Check	Yes	TODD L. HALE	Pay Period: 02/12/2023-02/25/2023	-286.95
03/02/2023	Expense	Yes	Jim Carrey	CHECK 1728 xxxxx3168	-
					2,200.00
03/03/2023	Check	Yes	KIMBERLY L. M. BLOOMER	February 2023 services	-150.00
03/03/2023	Check	Yes	John Bloomer	for services for February 2023	-625.00
03/06/2023	Expense	Yes	DONNA M. NICHOLS	February 2023 payment	-370.65
03/06/2023	Expense	Yes	TERESA C. RENNINGER	February 2023 payment	-370.65
03/06/2023	Expense	Yes	Thomas Theiss	February 2023 payment	-370.65
03/06/2023	Expense	Yes	TROY E. ESKRIDGE JR.	February 2023 payment	-370.65
03/06/2023	Expense	Yes	T MOBILE	DEBIT CARD PURCHASE xxxxxxxxxxxxxxxx9066 TMOBILE POSTPAID WEB 800-9378997 WA TMOBILE POSTPAID WEB VIS 0306 800-9378997 WA	-92.19
03/06/2023	Expense	Yes	SPECTRUM BUSINESS	ACH DEBIT 2816130 SPECTRUM SPECTRUM 2816130 SPECTRUM SPECTRUM	-107.78
03/08/2023	Tax Payment	Yes	KY Department of Revenue	Tax Payment for Period: 02/01/2023-02/28/2023	-488.88
03/10/2023	Payroll Check	Yes	MICHAEL H. BOLTON	Pay Period: 03/01/2023-03/31/2023 February 2023	-344.97
03/10/2023	Payroll Check	Yes	TERRY R. McALLISTER	Pay Period: 03/01/2023-03/31/2023 February 2023	-532.62

CITY OF HURSTBOURNE ACRES

Transaction List by Date

March 2023

DATE	TRANSACTION TYPE	POSTING	NAME	MEMO/DESCRIPTION	AMOUNT
03/10/2023	Deposit	Yes		DEPOSIT xxxxx4620	85.22
03/10/2023	Expense	Yes	INDIANA DEPARTMENT OF REVENUE	CORPORATE ACH 5052841 DOR ITS PAYMENTS INDORITS 5052841 INDORITS DOR ITS PAYMENTS	-295.35
03/10/2023	Expense	Yes	GALLS	DEBIT CARD PURCHASE xxxxxxxxxxxxxxx9071 GALLS 859-2667227 KY GALLS VIS 0310 859-2667227 KY Police Uniforms	-707.00
03/13/2023	Check	Yes	M&M OFFICE PRODUCTS	CHECK 8280 xxxxx1643 month;y rental and color copies	-185.59
03/14/2023	Expense	Yes	LOUISVILLE WATER	ACH DEBIT xxxxxx0000 LOUISVILLE WATER PAYMENTS xxxxxx0000 PAYMENTS LOUISVILLE WATER	-56.75
03/14/2023	Expense	Yes	LOUISVILLE WATER	ACH DEBIT xxxxxx0000 LOUISVILLE WATER PAYMENTS xxxxxx0000 PAYMENTS LOUISVILLE WATER	-27.28
03/14/2023	Check	Yes	ECO-TECH, LLC	CHECK 8279 xxxxx3818	-
03/15/2023	Tax Payment	Yes	IRS	Tax Payment for Period: 02/01/2023-02/28/2023	3,576.30
03/16/2023	Payroll Check	Yes	BRIAN E. GINGERICH	Pay Period: 02/26/2023-03/11/2023	0.00
03/16/2023	Payroll Check	Yes	TODD L. HALE	Pay Period: 02/26/2023-03/11/2023	121.04
03/16/2023	Payroll Check	Yes	STEPHEN R. GRIFFIN	Pay Period: 02/26/2023-03/11/2023	1,590.43
03/16/2023	Payroll Check	Yes	TODD L. HALE	Pay Period: 02/26/2023-03/11/2023	-121.04
03/16/2023	Payroll Check	Yes	Paul A. Wheatley	Pay Period: 02/26/2023-03/11/2023	1,025.63
03/16/2023	Payroll Check	Yes	STEPHEN R. GRIFFIN	Pay Period: 02/26/2023-03/11/2023	-
03/16/2023	Payroll Check	Yes	KEVIN G. MILLS	Pay Period: 02/26/2023-03/11/2023	1,590.43
03/16/2023	Payroll Check	Yes	Michael A. Holston	Pay Period: 02/26/2023-03/11/2023	1,529.51
03/16/2023	Payroll Check	Yes	MARY SUSAN STIVERS	Pay Period: 02/26/2023-03/11/2023	498.51
03/16/2023	Payroll Check	Yes	KEVIN G. MILLS	Pay Period: 02/26/2023-03/11/2023	815.97
03/16/2023	Payroll Check	Yes	Paul A. Wheatley	Pay Period: 02/26/2023-03/11/2023	-
03/16/2023	Payroll Check	Yes	MARY SUSAN STIVERS	Pay Period: 02/26/2023-03/11/2023	1,529.51
03/16/2023	Payroll Check	Yes	Michael A. Holston	Pay Period: 02/26/2023-03/11/2023	-
03/16/2023	Payroll Check	Yes	MARY SUSAN STIVERS	Pay Period: 02/26/2023-03/11/2023	1,025.63
03/16/2023	Payroll Check	Yes	Michael A. Holston	Pay Period: 02/26/2023-03/11/2023	-815.97
03/16/2023	Payroll Check	Yes	Michael A. Holston	Pay Period: 02/26/2023-03/11/2023	-498.51

CITY OF HURSTBOURNE ACRES

Transaction List by Date

March 2023

DATE	TRANSACTION TYPE	POSTING	NAME	MEMO/DESCRIPTION	AMOUNT
03/16/2023	Expense	Yes	UPLINK	RECURRING DEBIT CARD xxxxxxxxxxxxxxxx0076 UPLINKEARTH 866-9571230 MN UPLINKEARTH VIS 0316 866-9571230 MN	-4.95
03/17/2023	Deposit	Yes		CORPORATE ACH 30311224 RELX INC.DBALEXI PAYMENTS 30311224 PAYMENTS RELX INC.DBALEXI	20.00
03/20/2023	Tax Payment	Yes	IN Department of Revenue	Tax Payment for Period: 02/01/2023-02/28/2023	-136.27
03/20/2023	Check	Yes	Jim Carrey	Removal hemlock from burn removal of small tree on sidewalk	-750.00
03/20/2023	Expense	Yes	QuickBooks Payroll Service	RECURRING DEBIT CARD xxxxxxxxxxxxxxxx0080 INTUIT *QBooks Online CL.INTUIT.C CA INTUIT *QBooks Online VIS 0320 CL.INTUIT.C CA	-229.49
03/22/2023	Deposit	Yes		CORPORATE ACH xxxxxxxxxxxx0915 KY FINANCE KYPAYMENTS xxxxxxxxxxxx0915 KYPAYMENTS KY FINANCE	642.66
03/27/2023	Expense	Yes	LG & E	1916 Hurstbourne Circle ACH DEBIT xxxxxxxx9012 LOUISVILLE GAS & PAYMENT xxxxxxxx9012 PAYMENT LOUISVILLE GAS &	-176.30
03/27/2023	Expense	Yes	LG & E	Old Hurstbourne Ln Entr ACH DEBIT xxxxxxxx7695 LOUISVILLE GAS & PAYMENT xxxxxxxx7695 PAYMENT LOUISVILLE GAS &	-35.82
03/27/2023	Expense	Yes	LG & E	9109 Haviland ACH DEBIT xxxxxxxx7372 LOUISVILLE GAS & PAYMENT xxxxxxxx7372 PAYMENT LOUISVILLE GAS &	-34.82
03/27/2023	Expense	Yes	LG & E	9109 Haviland Na Various Loc Psl ACH DEBIT xxxxxxxx5541 LOUISVILLE GAS & PAYMENT xxxxxxx5541 PAYMENT LOUISVILLE GAS &	1,645.60
03/27/2023	Expense	Yes	LG & E	4501 Taylorsville Rd Entr ACH DEBIT xxxxxxxx0430 LOUISVILLE GAS & PAYMENT xxxxxxx0430 PAYMENT LOUISVILLE GAS &	-33.56
03/28/2023	Check	Yes	NUNNLEA C/O BEAUTIFICATION LEAGUE	March City Hall rental 2023 CHECK 8277 xxxxx0932	-650.00
03/28/2023	Check	Yes	AMLUNG LAWN CARE LLC	Salting and plowing streets Dec& Jan CHECK 8276 xxxxx6150	7,900.00
03/28/2023	Check	Yes	SUPERFLEET MASTERCARD	CHECK 8281 xxxxx6479	-560.70

CITY OF HURSTBOURNE ACRES

Transaction List by Date

March 2023

DATE	TRANSACTION TYPE	POSTING	NAME	MEMO/DESCRIPTION	AMOUNT
03/30/2023	Payroll Check	Yes	Paul A. Wheatley	Pay Period: 03/12/2023-03/25/2023	1,044.83
03/30/2023	Payroll Check	Yes	TODD L. HALE	Pay Period: 03/12/2023-03/25/2023	595.19
03/30/2023	Payroll Check	Yes	Paul A. Wheatley	Pay Period: 03/12/2023-03/25/2023	-
					1,044.83
03/30/2023	Payroll Check	Yes	TODD L. HALE	Pay Period: 03/12/2023-03/25/2023	-595.19
03/30/2023	Payroll Check	Yes	KEVIN G. MILLS	Pay Period: 03/12/2023-03/25/2023	1,037.95
03/30/2023	Payroll Check	Yes	STEPHEN R. GRIFFIN	Pay Period: 03/12/2023-03/25/2023	1,510.11
03/30/2023	Payroll Check	Yes	Michael A. Holston	Pay Period: 03/12/2023-03/25/2023	827.40
03/30/2023	Payroll Check	Yes	MARY SUSAN STIVERS	Pay Period: 03/12/2023-03/25/2023	356.40
03/30/2023	Payroll Check	Yes	KEVIN G. MILLS	Pay Period: 03/12/2023-03/25/2023	-
					1,037.95
03/30/2023	Payroll Check	Yes	STEPHEN R. GRIFFIN	Pay Period: 03/12/2023-03/25/2023	-
					1,510.11
03/30/2023	Payroll Check	Yes	Michael A. Holston	Pay Period: 03/12/2023-03/25/2023	-827.40
03/30/2023	Payroll Check	Yes	MARY SUSAN STIVERS	Pay Period: 03/12/2023-03/25/2023	-356.40
03/30/2023	Check	Yes	Perry & Kaelin Landscape &^ Maintenance		-
					2,761.00
03/30/2023	Deposit	Yes		DEPOSIT xxxxx2299	1,035.39
03/31/2023	Check	Yes	KENTUCKY LEAGUE OF CITIES	CHECK 8282 xxxxx8671	-249.00

City of Hurstbourne Acres
Attn General Fund
C/O Terry McAllister

Purpose in Action: 2023 Purpose, Inclusion and Citizenship Report

At Edward Jones, we are guided by our purpose: to partner for positive impact to improve the lives of our clients and colleagues, and together, better our communities and society. Learn more about how we're addressing some of the most pressing challenges of our time by downloading our 2023 Purpose, Inclusion and Citizenship Report, Purpose in Action, at edwardjones.com/purposeinaction.

Association - Select
Portfolio Objective - Account: Income Focus

Account Value	
\$484,262.22	
1 Month Ago	\$475,265.16
1 Year Ago	\$594,092.62
3 Years Ago	\$459,897.53
5 Years Ago	\$526,260.14

Value Summary		
	This Period	This Year
Beginning value	\$475,265.16	\$472,837.93
Assets added to account	0.00	0.00
Assets withdrawn from account	0.00	0.00
Fees and charges	0.00	0.00
Change in value	8,997.06	11,424.29
Ending Value	\$484,262.22	

For more information regarding the Value Summary section, please visit www.edwardjones.com/mystatementguide.

Asset Details (as of Mar 31, 2023)

additional details at www.edwardjones.com/access

Assets Held At Edward Jones

	Current Yield/Rate	Beginning Balance	Deposits	Withdrawals	Ending Balance
Money Market	4.09%*	\$22,419.89	\$813.20	-\$22,000.00	\$1,233.09

* The average yield on the money market fund for the past seven days.

Certificates of Deposit	Maturity Date	Maturity Value	Cost Basis	Unrealized Gain/Loss	Value
Peoples Bk Marietta Ohio 4.25%	4/25/2023*	5,000.00	5,000.00	-2.40	4,997.60
Charles Schwab Bk Ssb Westlake 5.00%	3/5/2024*	22,000.00	22,000.00	-27.28	21,972.72

* This investment has an option that allows executor(s), surviving owner(s), or beneficiar(ies) to redeem it at par value upon your death subject to limitations. See the prospectus or banking agreement for additional information.



0100664 02 AB 0.504 02 TR 00479 EJADD066 100000

CITY OF HURSTBOURNE ACRES
ATTN GENERAL FUND
C/O TERRY MCALLISTER
PO BOX 24004
LOUISVILLE KY 40224-0004



Portfolio Summary

Total Portfolio Value

\$762,894.53

1 Month Ago	\$745,670.41
1 Year Ago	\$879,217.04
3 Years Ago	\$680,580.84
5 Years Ago	\$1,042,274.15

Find your way with Market Compass

Our Market Compass video series helps keep you in the know about changes in the market and looks ahead to what may be down the road. Each month, our investment strategists discuss the latest market and economic developments and offer investing tips you can use today. Visit edwardjones.com/market-compass to learn more.

Important tax form information

Edward Jones has furnished all final Consolidated 1099 Tax Statements for the 2022 tax year. You can view, print, download and share your Edward Jones tax forms through Online Access. Your local Edward Jones team can also share your tax forms electronically with your tax professional at your instruction. Contact your Edward Jones office for details. For more information about your Edward Jones tax forms, visit edwardjones.com/taxcenter.

Overview of Accounts

Accounts	Account Holder	Account Number	Value 1 Year Ago	Current Value
Association Account Select	City of Hurstbourne Acres	637-05769-1-7	\$594,092.62	\$484,262.22
Association Account Select	City of Hurstbourne Acres	637-05074-1-7	\$285,124.42	\$278,632.31
Total Accounts			\$879,217.04	\$762,894.53

Although account information is provided on this page, it does not guarantee an actual statement was produced. Refer to your account statement for the exact registration and more specific details regarding each account.

Important disclosures, such as Statement of Financial Condition, Conditions that Govern Your Account, Account Safety, Errors, Complaints, Withholding, Free Credit Balance, Fair Market Value or Terminology, relating to your account(s) are available on the last page of this package or at www.edwardjones.com/statementdisclosures.

City of Hurstbourne Acres
 Attn General Fund
 C/O Terry McAllister

Purpose in Action: 2023 Purpose, Inclusion and Citizenship Report

At Edward Jones, we are guided by our purpose: to partner for positive impact to improve the lives of our clients and colleagues, and together, better our communities and society. Learn more about how we're addressing some of the most pressing challenges of our time by downloading our 2023 Purpose, Inclusion and Citizenship Report, Purpose in Action, at edwardjones.com/purposeinaction.

Association - Select Portfolio Objective - Account: Income Focus

Account Value	
\$484,262.22	
1 Month Ago	\$475,265.16
1 Year Ago	\$594,092.62
3 Years Ago	\$459,897.53
5 Years Ago	\$526,260.14

Value Summary		
	This Period	This Year
Beginning value	\$475,265.16	\$472,837.93
Assets added to account	0.00	0.00
Assets withdrawn from account	0.00	0.00
Fees and charges	0.00	0.00
Change in value	8,997.06	11,424.29
Ending Value	\$484,262.22	

For more information regarding the Value Summary section, please visit www.edwardjones.com/mystatementguide.

Asset Details (as of Mar 31, 2023)

additional details at www.edwardjones.com/access

Assets Held At Edward Jones

	Current Yield/Rate	Beginning Balance	Deposits	Withdrawals	Ending Balance
Money Market	4.09%*	\$22,419.89	\$813.20	-\$22,000.00	\$1,233.09

* The average yield on the money market fund for the past seven days.

Certificates of Deposit	Maturity Date	Maturity Value	Cost Basis	Unrealized Gain/Loss	Value
Peoples Bk Marietta Ohio 4.25%	4/25/2023*	5,000.00	5,000.00	-2.40	4,997.60
Charles Schwab Bk Ssb Westlake 5.00%	3/5/2024*	22,000.00	22,000.00	-27.28	21,972.72

* This investment has an option that allows executor(s), surviving owner(s), or beneficiary(ies) to redeem it at par value upon your death subject to limitations. See the prospectus or banking agreement for additional information.

Asset Details (continued)

Mutual Funds	Price	Quantity	Cost Basis	Unrealized Gain/Loss	Value
Franklin Low Dur Ttl Rtn A	8.85	9,167.519	88,476.89	-7,344.35	81,132.54
Total Account Value					\$484,262.22

Cost basis is the amount of your investment for tax purposes and is used to calculate gain or loss upon sale or other disposition of a security. It is not a measure of performance. The cost basis amounts on your statement should not be relied upon for tax preparation purposes. Cost basis information may be from outside sources and has not been verified for accuracy. Refer to your official tax documents for information about reporting cost basis. Consult a qualified tax advisor or an attorney regarding your situation. If you believe the cost basis information is inaccurate, contact Client Relations.

Investment and Other Activity by Date

Date	Description	Quantity	Amount
2/27	Interest on VK Bld America Bds Incm Tr 12 on 50 Shares @ 1.34		\$67.00
2/27	Interest on VK Build Amer Bonds Income #23 on 100 Shares @ 1.53		153.00
2/27	Interest on Invesco Bld Amer BD Incm Tr 44 on 35 Shares @ 3.39		118.65
2/28	Buy Franklin Fed Tax-Free Inc A1 @ 10.57 No Sales Charge	6.339	-67.00
2/28	Buy Franklin Fed Tax-Free Inc A1 @ 10.57 No Sales Charge	11.225	-118.65
2/28	Buy Franklin Fed Tax-Free Inc A1 @ 10.57 No Sales Charge	14.475	-153.00
3/01	Dividend on Franklin Low Dur Ttl Rtn A on 9,142.786 Shares at Daily Accrual Rate		217.16
3/01	Reinvestment into Franklin Low Dur Ttl Rtn A @ 8.78	24.733	-217.16
3/01	Dividend on Franklin Fed Tax-Free Inc A1 on 13,767.522 Shares at Daily Accrual Rate		393.74
3/01	Interest on Steuben Lakes Regl Wst In Rev Due 09/01/2038 4.000 % on 20,000 Shares @ 0.02		400.00
3/06	Buy Charles Schwab Bk Ssb Westlake @ 100.00 Due 03/05/2024 05.000% Yield 5.000 % to Maturity	22,000	-22,000.00
3/27	Interest on VK Bld America Bds Incm Tr 12 on 50 Shares @ 1.38		69.00
3/27	Interest on VK Build Amer Bonds Income #23 on 100 Shares @ 1.68		168.00
3/27	Interest on Invesco Bld Amer BD Incm Tr 44 on 35 Shares @ 3.37		117.95
3/28	Buy Franklin Fed Tax-Free Inc A1 @ 10.72 No Sales Charge	6.437	-69.00
3/28	Buy Franklin Fed Tax-Free Inc A1 @ 10.72 No Sales Charge	11.003	-117.95
3/28	Buy Franklin Fed Tax-Free Inc A1 @ 10.72 No Sales Charge	15.672	-168.00

Money Market Detail by Date

Beginning Balance on Feb 25					\$22,419.89
Date	Transaction	Description	Deposits	Withdrawals	Balance
3/01	Deposit		400.00		\$22,819.89
3/02	Deposit		393.74		\$23,213.63
3/06	Withdrawal			-22,000.00	\$1,213.63

Asset Details (continued)

Taxable Municipal Bonds	Maturity Date	Maturity Value	Cost Basis	Unrealized Gain/Loss	Value
Paducah KY Indpt Sch Dist Fin 5.00%	12/1/2030	5,000.00	5,050.54	-39.79	5,010.75
New Orleans La Pub Impt GO A 4.00%	12/1/2036	10,000.00	9,984.54	-699.84	9,284.70
Fairfield Ohio City Sch Dist 3.476%	11/1/2044	20,000.00	20,485.47	-4,718.47	15,767.00

Federally Tax Exempt Municipal Bonds	Maturity Date	Maturity Value	Cost Basis	Unrealized Gain/Loss	Value
---	----------------------	-----------------------	-------------------	-----------------------------	--------------

Interest received on Federally Tax Exempt Municipal Bonds is generally exempt from federal income tax. However, income may be subject to federal alternative minimum tax (AMT) and state taxes. Consult with your qualified tax professional about your situation.

Steuben Lakes Regl Wst In Rev 4.00%	9/1/2023 ²	20,000.00	20,002.77	109.63	20,112.40
Union Cnty NJ Utils Auth Rev 4.75%	12/1/2031	5,000.00	5,000.00	7.30	5,007.30
MO St Hlth & Edl Facs Auth Hlt 5.00%	2/15/2043	10,000.00	10,000.00	7.50	10,007.50
Orange Cnty FL Rev Rfdg Ser B 4.00%	10/1/2045	25,000.00	24,061.07	190.93	24,252.00
Louisville & Jefferson Cnty KY 3.00%	5/15/2046	20,000.00	19,873.88	-4,004.88	15,869.00
Wisconsin St Auth Rev 2016A 4.00%	11/15/2046	10,000.00	9,979.44	-519.24	9,460.20

² This bond includes a feature that requires the issuer to redeem the bond on the date displayed above. This is known as the pre-refunding date. Contact your Financial Advisor for more information.

Bonds with par value other than \$1000	Price	Maturity Value	Cost Basis	Unrealized Gain/Loss	Value
Tennessee Valley Auth Parrs	21.16	46,900.00	49,909.77	-10,213.61	39,696.16

Unit Trusts	Price	Quantity	Cost Basis	Unrealized Gain/Loss	Value
Invesco Bld Amer BD Incm Tr 44	674.47	35	28,874.47	-5,268.02	23,606.45
VK Bld America Bds Incm Tr 12	312.04	50	22,867.58	-7,265.58	15,602.00
VK Build Amer Bonds Income #23	330.32	100	49,186.99	-16,154.99	33,032.00

Mutual Funds	Price	Quantity	Cost Basis	Unrealized Gain/Loss	Value
Franklin Fed Tax-Free Inc A1	10.74	13,800.634	172,276.30	-24,057.49	148,218.81

100664 E:JADD066 063680

Asset Details (continued)

Mutual Funds	Price	Quantity	Cost Basis	Unrealized Gain/Loss	Value
Franklin Low Dur Ttl Rtn A	8.85	9,167.519	88,476.89	-7,344.35	81,132.54
Total Account Value					\$484,262.22

Cost basis is the amount of your investment for tax purposes and is used to calculate gain or loss upon sale or other disposition of a security. It is not a measure of performance. The cost basis amounts on your statement should not be relied upon for tax preparation purposes. Cost basis information may be from outside sources and has not been verified for accuracy. Refer to your official tax documents for information about reporting cost basis. Consult a qualified tax advisor or an attorney regarding your situation. If you believe the cost basis information is inaccurate, contact Client Relations.

Investment and Other Activity by Date

Date	Description	Quantity	Amount
2/27	Interest on VK Bld America Bds Incm Tr 12 on 50 Shares @ 1.34		\$67.00
2/27	Interest on VK Build Amer Bonds Income #23 on 100 Shares @ 1.53		153.00
2/27	Interest on Invesco Bld Amer BD Incm Tr 44 on 35 Shares @ 3.39		118.65
2/28	Buy Franklin Fed Tax-Free Inc A1 @ 10.57 No Sales Charge	6.339	-67.00
2/28	Buy Franklin Fed Tax-Free Inc A1 @ 10.57 No Sales Charge	11.225	-118.65
2/28	Buy Franklin Fed Tax-Free Inc A1 @ 10.57 No Sales Charge	14.475	-153.00
3/01	Dividend on Franklin Low Dur Ttl Rtn A on 9,142.786 Shares at Daily Accrual Rate		217.16
3/01	Reinvestment into Franklin Low Dur Ttl Rtn A @ 8.78	24.733	-217.16
3/01	Dividend on Franklin Fed Tax-Free Inc A1 on 13,767.522 Shares at Daily Accrual Rate		393.74
3/01	Interest on Steuben Lakes Regl Wst In Rev Due 09/01/2038 4.000 % on 20,000 Shares @ 0.02		400.00
3/06	Buy Charles Schwab Bk Ssb Westlake @ 100.00 Due 03/05/2024 05.000% Yield 5.000 % to Maturity	22,000	-22,000.00
3/27	Interest on VK Bld America Bds Incm Tr 12 on 50 Shares @ 1.38		69.00
3/27	Interest on VK Build Amer Bonds Income #23 on 100 Shares @ 1.68		168.00
3/27	Interest on Invesco Bld Amer BD Incm Tr 44 on 35 Shares @ 3.37		117.95
3/28	Buy Franklin Fed Tax-Free Inc A1 @ 10.72 No Sales Charge	6.437	-69.00
3/28	Buy Franklin Fed Tax-Free Inc A1 @ 10.72 No Sales Charge	11.003	-117.95
3/28	Buy Franklin Fed Tax-Free Inc A1 @ 10.72 No Sales Charge	15.672	-168.00

Money Market Detail by Date

Beginning Balance on Feb 25					\$22,419.89
Date	Transaction	Description	Deposits	Withdrawals	Balance
3/01	Deposit		400.00		\$22,819.89
3/02	Deposit		393.74		\$23,213.63
3/06	Withdrawal			-22,000.00	\$1,213.63

City of Hurstbourne Acres
Attn Municipal Aid Road Fund
C/O Terry McAllister

Helping keep your information secure

The relationship between you and Edward Jones is built on trust, which is why we have several security measures in place to help protect your accounts and personal information. Additionally, Online Access offers features that further protect your information and financial transactions. Your local Edward Jones team can provide more tips on how to help keep your accounts secure, or you can visit edwardjones.com/privacy to learn more.

Association - Select
Portfolio Objective - Account: Income Focus

Account Value	
\$278,632.31	
1 Month Ago	\$270,405.25
1 Year Ago	\$285,124.42
3 Years Ago	\$220,683.31
5 Years Ago	\$516,014.01

Value Summary		
	This Period	This Year
Beginning value	\$270,405.25	\$269,090.20
Assets added to account	2,787.05	5,678.04
Assets withdrawn from account	0.00	-4,900.00
Fees and charges	0.00	0.00
Change in value	5,440.01	8,764.07
Ending Value	\$278,632.31	

For more information regarding the Value Summary section, please visit www.edwardjones.com/mystatementguide.

Asset Details (as of Mar 31, 2023)

additional details at www.edwardjones.com/access

Assets Held At Edward Jones

	Current Yield/Rate	Beginning Balance	Deposits	Withdrawals	Ending Balance
Money Market	4.09%*	\$23,840.75	\$3,815.38	-\$23,000.00	\$4,656.13

* The average yield on the money market fund for the past seven days.

Certificates of Deposit	Maturity Date	Maturity Value	Cost Basis	Unrealized Gain/Loss	Value
Peoples Bk Marietta Ohio 4.25%	4/25/2023*	25,000.00	25,000.00	-12.00	24,988.00
Charles Schwab Bk Ssb Westlake 5.00%	3/5/2024*	23,000.00	23,000.00	-28.52	22,971.48

* This investment has an option that allows executor(s), surviving owner(s), or beneficiary(ies) to redeem it at par value upon your death subject to limitations. See the prospectus or banking agreement for additional information.

Money Market Detail by Date (continued)

Date	Transaction	Description	Deposits	Withdrawals	Balance
3/20	Income	Dividend on Money Market for 27 Days @ 3.87%	19.46		\$1,233.09
Total			\$813.20	-\$22,000.00	
Ending Balance on Mar 31					\$1,233.09

Your Relationship and Mailing Group(s)

Relationship - You have asked us to combine the accounts listed below for planning purposes as we work with you to achieve your financial goals. This means that information about these accounts and your goals and objectives may be shared with and accessible by each owner and authorized party in the relationship, including through Edward Jones Online Access and Edward Jones reports.

Mailing Group - You have also asked us to combine certain information about the accounts listed below into the mailing group(s) below for delivery purposes. Information for accounts within the same mailing group may be included in one envelope and mailed to the mailing group address. We may still send certain information directly to the account owners, as we believe appropriate.

Account Number	Account Owner(s)	Account Type	Mailing Group Address
XXX-XX769-1-7	City of Hurstbourne Acres	Association Account Select	CITY OF HURSTBOURNE ACRES ATTN GENERAL FUND C/O TERRY MCALLISTER PO BOX 24004 LOUISVILLE KY 40224-0004
XXX-XX074-1-7	City of Hurstbourne Acres	Association Account Select	

For more information on this relationship or mailing group(s), please visit www.edwardjones.com/disclosures. If you wish to make changes to either the relationship(s) or mailing group(s), please contact your financial advisor.

Interested Parties

As you requested, a copy of your statement has been sent to:
 Terry McAllister

100664 EJADD066 063681

City of Hurstbourne Acres
Attn Municipal Aid Road Fund
C/O Terry McAllister

Helping keep your information secure

The relationship between you and Edward Jones is built on trust, which is why we have several security measures in place to help protect your accounts and personal information. Additionally, Online Access offers features that further protect your information and financial transactions. Your local Edward Jones team can provide more tips on how to help keep your accounts secure, or you can visit edwardjones.com/privacy to learn more.

Association - Select
Portfolio Objective - Account: Income Focus

Account Value	
\$278,632.31	
1 Month Ago	\$270,405.25
1 Year Ago	\$285,124.42
3 Years Ago	\$220,683.31
5 Years Ago	\$516,014.01

Value Summary		
	This Period	This Year
Beginning value	\$270,405.25	\$269,090.20
Assets added to account	2,787.05	5,678.04
Assets withdrawn from account	0.00	-4,900.00
Fees and charges	0.00	0.00
Change in value	5,440.01	8,764.07
Ending Value	\$278,632.31	

For more information regarding the Value Summary section, please visit www.edwardjones.com/mystatementguide.

Asset Details (as of Mar 31, 2023) additional details at www.edwardjones.com/access

Assets Held At Edward Jones

	Current Yield/Rate	Beginning Balance	Deposits	Withdrawals	Ending Balance
Money Market	4.09%*	\$23,840.75	\$3,815.38	-\$23,000.00	\$4,656.13

* The average yield on the money market fund for the past seven days.

Certificates of Deposit	Maturity Date	Maturity Value	Cost Basis	Unrealized Gain/Loss	Value
Peoples Bk Marietta Ohio 4.25%	4/25/2023*	25,000.00	25,000.00	-12.00	24,988.00
Charles Schwab Bk Ssb Westlake 5.00%	3/5/2024*	23,000.00	23,000.00	-28.52	22,971.48

* This investment has an option that allows executor(s), surviving owner(s), or beneficiary(ies) to redeem it at par value upon your death subject to limitations. See the prospectus or banking agreement for additional information.

Asset Details (continued)

Mutual Funds	Price	Quantity	Cost Basis	Unrealized Gain/Loss	Value
Franklin Fed Tax-Free Inc A1	10.74	956.387	11,903.04	-1,631.44	10,271.60
Total Account Value					\$278,632.31

Cost basis is the amount of your investment for tax purposes and is used to calculate gain or loss upon sale or other disposition of a security. It is not a measure of performance. The cost basis amounts on your statement should not be relied upon for tax preparation purposes. Cost basis information may be from outside sources and has not been verified for accuracy. Refer to your official tax documents for information about reporting cost basis. Consult a qualified tax advisor or an attorney regarding your situation. If you believe the cost basis information is inaccurate, contact Client Relations.

Summary of Realized Gain/Loss

	This Year
Short Term (assets held 1 year or less)	\$0.00
Long Term (held over 1 year)	-14.83
Total	-\$14.83

Summary totals may not include proceeds from uncosted securities or certain corporate actions.

Investment and Other Activity by Date

Date	Description	Quantity	Amount
3/01	Dividend on Franklin Fed Tax-Free Inc A1 on 956.387 Shares at Daily Accrual Rate		\$27.41
3/01	Interest on Steuben Lakes Regl Wst In Rev Due 09/01/2042 4.000 % on 20,000 Shares @ 0.02		400.00
3/06	Dividend on Vanguard Int Term Corp BD ETF on 442 Shares @ 0.2131		94.19
3/06	Buy Charles Schwab Bk Ssb Westlake @ 100.00 Due 03/05/2024 05.000% Yield 5.000 % to Maturity	23,000	-23,000.00
3/13	Direct Deposit KY Finance Kypayments		2,787.05
3/15	Interest on Tennessee Valley Auth Glb Pwr Due 09/15/2039 5.250 % on 10,000 @ 0.02625		262.50
3/29	Dividend on Vanguard S&P 500 ETF on 148 Shares @ 1.4874		220.14

Money Market Detail by Date

Beginning Balance on Feb 25					\$23,840.75
Date	Transaction	Description	Deposits	Withdrawals	Balance
3/01	Deposit		400.00		\$24,240.75
3/02	Deposit		27.41		\$24,268.16
3/06	Deposit		94.19		\$24,362.35
3/06	Withdrawal			-23,000.00	\$1,362.35

Asset Details (continued)

Taxable Municipal Bonds	Maturity Date	Maturity Value	Cost Basis	Unrealized Gain/Loss	Value
Bloomfield TWP MI Ltd Tax GO 4.76%	5/1/2023 ²	15,000.00	15,114.04	-120.19	14,993.85
Berwyn IL Series 2013B GO 5.30%	12/1/2023	20,000.00	20,033.14	-10.34	20,022.80
Lincoln NE W Haymkt Bab GO 4.35%	12/15/2029	10,000.00	9,976.80	0.90	9,977.70

² This bond includes a feature that requires the issuer to redeem the bond on the date displayed above. This is known as the prerefunding date. Contact your Financial Advisor for more information.

Federally Tax Exempt Municipal Bonds	Maturity Date	Maturity Value	Cost Basis	Unrealized Gain/Loss	Value
Interest received on Federally Tax Exempt Municipal Bonds is generally exempt from federal income tax. However, income may be subject to federal alternative minimum tax (AMT) and state taxes. Consult with your qualified tax professional about your situation.					
Steuben Lakes Regl Wst In Rev 4.00%	9/1/2023 ²	20,000.00	19,865.07	247.33	20,112.40
Wisconsin St Auth Rev 2016A 4.00%	5/15/2026 ²	5,000.00	4,988.05	204.40	5,192.45
NV Sys Higher Ed Univs Rev Ref 4.00%	7/1/2035	20,000.00	20,026.66	-4.06	20,022.60
Wisconsin St Auth Rev 2016A 4.00%	11/15/2046	25,000.00	24,940.35	-1,289.85	23,650.50

² This bond includes a feature that requires the issuer to redeem the bond on the date displayed above. This is known as the prerefunding date. Contact your Financial Advisor for more information.

Government and Agency Securities	Maturity Date	Maturity Value	Cost Basis	Unrealized Gain/Loss	Value
Tennessee Valley Auth Glb Pwr 5.25%	9/15/2039	10,000.00	10,339.05	318.15	10,657.20

Exchange Traded & Closed End Funds	Price	Quantity	Cost Basis	Unrealized Gain/Loss	Value
Vanguard Int Term Corp BD ETF	80.22	442	42,077.46	-6,620.22	35,457.24
Vanguard S&P 500 ETF	376.07	148	56,806.26	-1,147.90	55,658.36

100664 EJJADD066 063682

Asset Details (continued)

Mutual Funds	Price	Quantity	Cost Basis	Unrealized Gain/Loss	Value
Franklin Fed Tax-Free Inc A1	10.74	956.387	11,903.04	-1,631.44	10,271.60
Total Account Value					\$278,632.31

Cost basis is the amount of your investment for tax purposes and is used to calculate gain or loss upon sale or other disposition of a security. It is not a measure of performance. The cost basis amounts on your statement should not be relied upon for tax preparation purposes. Cost basis information may be from outside sources and has not been verified for accuracy. Refer to your official tax documents for information about reporting cost basis. Consult a qualified tax advisor or an attorney regarding your situation. If you believe the cost basis information is inaccurate, contact Client Relations.

Summary of Realized Gain/Loss

	This Year
Short Term (assets held 1 year or less)	\$0.00
Long Term (held over 1 year)	-14.83
Total	-\$14.83

Summary totals may not include proceeds from uncosted securities or certain corporate actions.

Investment and Other Activity by Date

Date	Description	Quantity	Amount
3/01	Dividend on Franklin Fed Tax-Free Inc A1 on 956.387 Shares at Daily Accrual Rate		\$27.41
3/01	Interest on Steuben Lakes Regl Wst In Rev Due 09/01/2042 4.000 % on 20,000 Shares @ 0.02		400.00
3/06	Dividend on Vanguard Int Term Corp BD ETF on 442 Shares @ 0.2131		94.19
3/06	Buy Charles Schwab Bk Ssb Westlake @ 100.00 Due 03/05/2024 05.000% Yield 5.000 % to Maturity	23,000	-23,000.00
3/13	Direct Deposit KY Finance Kypayments		2,787.05
3/15	Interest on Tennessee Valley Auth Glb Pwr Due 09/15/2039 5.250 % on 10,000 @ 0.02625		262.50
3/29	Dividend on Vanguard S&P 500 ETF on 148 Shares @ 1.4874		220.14

Money Market Detail by Date

Beginning Balance on Feb 25					\$23,840.75
Date	Transaction	Description	Deposits	Withdrawals	Balance
3/01	Deposit		400.00		\$24,240.75
3/02	Deposit		27.41		\$24,268.16
3/06	Deposit		94.19		\$24,362.35
3/06	Withdrawal			-23,000.00	\$1,362.35

About Edward Jones

Edward D. Jones & Co., L.P., is dually registered with the Securities and Exchange Commission (SEC) as a broker-dealer and an investment adviser. Edward Jones is also a member of Financial Industry Regulatory Authority (FINRA).

Statement of Financial Condition — Edward Jones' Statement of Financial Condition is available at edwardjones.com/about/financial-reports.html, your local office or by mail upon written request.

About Your Account

Account Information — Your account agreement(s) contain the conditions that govern your account. Contact your financial advisor if you have any changes to your financial situation, contact information or investment objectives.

Account Accuracy — If you believe there are errors on your account, promptly notify your financial advisor or Client Relations. To further protect your rights, including rights under the Securities Investor Protection Act (SIPA), re-confirm any oral communication by sending us a letter within 30 days. If you think there is an error with, or you have a question about, your electronic transfers, contact Client Relations.

Complaints about Your Account — If you have a complaint, call Client Relations or send a letter to Edward Jones, Attn: Complaints Investigations, 12555 Manchester Rd., St. Louis, MO 63131 or send an email to complaints@edwardjones.com

Pricing — For the most current prices of your investments, contact your financial advisor or visit Online Access. While we believe our pricing information is reliable, some information is provided by third parties and we cannot guarantee its accuracy.

Systematic and Money Market Transactions — Additional transaction details may be available upon written request to Edward Jones, Attn: Trade Operations Dept.

Fair Market Value for Individual Retirement Accounts — Your account's fair market value as of Dec. 31 will be reported to the Internal Revenue Service (IRS) as required by law.

Withholding on Distributions or Withdrawals — Federal law requires Edward Jones to withhold income tax on distribution(s) from your retirement accounts and other plans, unless you elect not to have withholding apply by completing the appropriate form and returning it to the address specified on the form. Your election will remain in effect until you change or revoke it by completing and returning a new form. If you elect not to have withholding or do not have enough income tax withheld from your distributions, or if payments of estimated taxes are not sufficient, you may be responsible for payments of estimated taxes and/or incur penalties as a result. State withholding, if applicable, is subject to the state's withholding requirements.

Fees and Charges — The "Fees and Charges" amount shown in your Value Summary includes the following:








- Account fees (e.g., advisory program asset-based fees and retirement account fees);
- Fees and charges for services (e.g., check reorders and wire transfers); and
- Margin loan interest

This amount does not include transaction-based fees and charges on the purchase or sale of a security or other product (e.g., systematic investing fees, commissions, sales charges, and markups/ markdowns). These fees and charges are shown in the activity section(s) of your statement or on your trade confirmations. For more information, contact your financial advisor.

Rights to Your Money Market Fund, Bank Deposit and Free Credit Balances — The uninvested cash in your account ("Free Credit Balance") is payable on demand. You may instruct us to liquidate your Insured Bank Deposit or Money Market fund balance(s). We will disburse the proceeds to you or place them in your accounts. Your instructions must be made during normal business hours and are subject to the terms and conditions of the account agreement(s).

To learn more about fees and costs, revenue sharing, and the compensation received by Edward Jones and your financial advisor, please talk with your financial advisor or visit edwardjones.com/disclosures.

CONTACT INFORMATION

Client Relations		Online Access	Other Contacts
 Toll Free Phone 800-441-2357	For hours, visit edwardjones.com	 edwardjones.com/access	 Edward Jones Personal MasterCard® 866-874-6711
 201 Progress Parkway Maryland Heights, MO 63043		 Edward Jones Online Support 800-441-5203	 Edward Jones Business MasterCard® 866-874-6712
			 Edward Jones VISA® Debit Card 888-289-6635

S1EDJ001 Rev 11/21

Money Market Detail by Date (continued)

Date	Transaction	Description	Deposits	Withdrawals	Balance
3/13	Deposit		2,787.05		\$4,149.40
3/15	Deposit		262.50		\$4,411.90
3/20	Income	Dividend on Money Market for 27 Days @ 3.87%	24.09		\$4,435.99
3/29	Deposit		220.14		\$4,656.13
Total			\$3,815.38	-\$23,000.00	
Ending Balance on Mar 31					\$4,656.13

Your Relationship and Mailing Group(s)

Relationship - You have asked us to combine the accounts listed below for planning purposes as we work with you to achieve your financial goals. This means that information about these accounts and your goals and objectives may be shared with and accessible by each owner and authorized party in the relationship, including through Edward Jones Online Access and Edward Jones reports.

Mailing Group - You have also asked us to combine certain information about the accounts listed below into the mailing group(s) below for delivery purposes. Information for accounts within the same mailing group may be included in one envelope and mailed to the mailing group address. We may still send certain information directly to the account owners, as we believe appropriate.

Account Number	Account Owner(s)	Account Type	Mailing Group Address
XXX-XX769-1-7	City of Hurstbourne Acres	Association Account Select	CITY OF HURSTBOURNE ACRES ATTN GENERAL FUND C/O TERRY MCALLISTER PO BOX 24004 LOUISVILLE KY 40224-0004
XXX-XX074-1-7	City of Hurstbourne Acres	Association Account Select	

For more information on this relationship or mailing group(s), please visit www.edwardjones.com/disclosures. If you wish to make changes to either the relationship(s) or mailing group(s), please contact your financial advisor.

Interested Parties

As you requested, a copy of your statement has been sent to:
 Terry McAllister