

CITY OF HURSTBOURNE ACRES

Profit and Loss

August 2022

Income

Property Tax 2022 Income	\$85,383.87
KLEPK Income	\$642.66
Insurance Premium Tax Receipts	\$373.95
Rental Property Permits	\$300.00
TOTAL INCOME	\$86,700.48

Expenses

General Administration

Accounting And Bank Fees	
Bookkeeping and QuickBooks fees	\$850.00
Total Accounting and Bank Fees	\$850.00
Facilities and Equipment	
Electric	\$182.56
Water	\$164.04
Internet, Telecommunication	\$480.61
(Annual Reach Alert payment- \$368.00,)	
Rent	\$650.00
Legal Fees(Tammy BakerFeb10-Jun09)	\$750.00
Jefferson County PVA	\$8,018.57
Postage and mailing Services	\$240.00
Copier- Lease 41 of 48-\$99.00	\$199.05
back payment due when invoice not sent due to employee on vac- \$99.00	
includes 15 color \$1.02	
Website Maintenance-Final Payment	\$50.00
Total Facilities and Equipment	\$10,734.83
Total General Administration	\$11,584.83
Parks	
Electric for Parks	\$36.12
Maintenance(Portable Restroom)	\$100.00
Total Parks	\$136.12
City Payroll Expenses	
City Clerk	\$400.00
Mayor	\$667.17
Elected Officials	\$1,482.60
Newsletter Editor	\$150.00
Total City Payroll Expenses	\$2,699.77
Police Department Expenses	

Police Payroll Expenses	
Taxes	\$1,134.93
Wages	\$14,600.03
Total Payroll Expenses	\$15,734.96
Training	
Vehicle Operations	
Computer Updates/ Maintenance	\$762.70
Cell phone /Air card	\$184.38
Fuel	
Maintenance	\$1,285.00
Total Vehicle Expenses	\$2,232.08
Total Police Department Expenses	\$17,967.04
Sanitation	\$3,551.33

CITY OF HURSTBOURNE ACRES

Profit and Loss

August 2022

Streets	
Electric for Streets	\$1,720.84
Maintenance and Repairs	\$1,046.40
Total Streets	\$2,767.24
Total Expenses	\$38,706.33
Net Ordinary Income	\$47,994.15
Beginning Bank Balance 08/01/2022	\$338,854.72
Balance August 31,2022	\$386,848.87

CITY OF HURSTBOURNE ACRES

Transaction List by Date

August 2022

DATE	TRANSACTION TYPE	NUM	NAME	MEMO/DESCRIPTION	ACCOUNT	SPLIT	AMOUNT
08/02/2022	Expense		T MOBILE	RECURRING DEBIT CARD xxxxxxxxxxxxxxx9215 TMOBILE POSTPAID WEB 800-9378997 WA TMOBILE POSTPAID WEB VIS 0802 800-9378997 WA	PNC GENERAL FUND	Police Department Expenses:Misc Police Expenditure:Air Card / Cell Phone	-92.19
08/02/2022	Expense		USPS	POS PURCHASE POS99999999 0440557 USPS KIOSK 204 LOUISVILLE KY USPS KIOSK 204 N0802 4510LOUISVILLE KY	PNC GENERAL FUND	General Administration:Postage, Mailing Service	-60.00
08/02/2022	Expense		USPS	POS PURCHASE POS99999999 0440558 USPS KIOSK 204 LOUISVILLE KY USPS KIOSK 204 N0802 4510LOUISVILLE KY	PNC GENERAL FUND	General Administration:Postage, Mailing Service	-60.00
08/03/2022	Check	1652	M&M OFFICE PRODUCTS	invoice #92954 invoice #63873	PNC GENERAL FUND	General Administration:Printing and Copying	-199.05
08/03/2022	Check	1651	JEFFERSON COUNTY PROPERTY VALUATION ADMIN	invoice #2022-140	PNC GENERAL FUND	General Administration:City Property Tax Bill	-8,018.57
08/03/2022	Check	1650	Louisville Inflatables Inc.	deposit for city of Hurstbourne Acres picnic 9/18/2022	PNC GENERAL FUND	Recreation:Picnic	-25.00
08/03/2022	Check	1653	Jarrett Waddell	final monthly payment For Darrell	PNC GENERAL FUND	General Administration:Website Maintenance	-50.00
08/03/2022	Check	1656	KIMBERLY L. M. BLOOMER		PNC GENERAL FUND	Personnel:newsletter editor	-150.00
08/03/2022	Check	1657	John Bloomer		PNC GENERAL FUND	General Administration:Accounting and Bank Fees	-625.00
08/03/2022	Expense		MICROSOFT	N0803 4510 PAYMENT POS00001000 0447064 MICROSOFT CORP REDMOND WA MICROSOFT CORP N0803 4510REDMOND WA	PNC GENERAL FUND	Police Department Expenses:Misc Police Expenditure:Computer Updates / Maintenance	-105.99
08/04/2022	Payroll Check	DD	STEPHEN R. GRIFFIN	Pay Period: 07/17/2022-07/30/2022	Direct Deposit Payable	-Split-	1,488.96
08/04/2022	Payroll Check	DD	STEPHEN R. GRIFFIN	Pay Period: 07/17/2022-07/30/2022	PNC GENERAL FUND	Direct Deposit Payable	-1,488.96
08/04/2022	Payroll Check	DD	MARY SUSAN STIVERS	Pay Period: 07/17/2022-07/30/2022	Direct Deposit Payable	-Split-	395.11
08/04/2022	Payroll Check	DD	MARY SUSAN STIVERS	Pay Period: 07/17/2022-07/30/2022	PNC GENERAL FUND	Direct Deposit Payable	-395.11
08/04/2022	Payroll Check	DD	Michael A. Holston	Pay Period: 07/17/2022-07/30/2022	Direct Deposit	-Split-	917.31

CITY OF HURSTBOURNE ACRES

Transaction List by Date

August 2022

DATE	TRANSACTION TYPE	NUM	NAME	MEMO/DESCRIPTION	ACCOUNT	SPLIT	AMOUNT
08/04/2022	Payroll Check	DD	Michael A. Hoiston	Pay Period: 07/17/2022-07/30/2022	Payable PNC GENERAL FUND	Direct Deposit Payable	-917.31
08/04/2022	Payroll Check	DD	BRIAN E. GINGERICH	Pay Period: 07/17/2022-07/30/2022	Direct Deposit Payable	-Split-	1,114.96
08/04/2022	Payroll Check	DD	BRIAN E. GINGERICH	Pay Period: 07/17/2022-07/30/2022	PNC GENERAL FUND	Direct Deposit Payable	-1,114.96
08/04/2022	Payroll Check	DD	TODD L. HALE	Pay Period: 07/17/2022-07/30/2022	Direct Deposit Payable	-Split-	120.27
08/04/2022	Payroll Check	DD	TODD L. HALE	Pay Period: 07/17/2022-07/30/2022	PNC GENERAL FUND	Direct Deposit Payable	-120.27
08/04/2022	Payroll Check	DD	Steve Hile	Pay Period: 07/17/2022-07/30/2022	Direct Deposit Payable	-Split-	613.77
08/04/2022	Payroll Check	DD	Steve Hile	Pay Period: 07/17/2022-07/30/2022	PNC GENERAL FUND	Direct Deposit Payable	-613.77
08/04/2022	Payroll Check	DD	RICHARD L. BEAHL	Pay Period: 07/17/2022-07/30/2022	Direct Deposit Payable	-Split-	955.73
08/04/2022	Payroll Check	DD	RICHARD L. BEAHL	Pay Period: 07/17/2022-07/30/2022	PNC GENERAL FUND	Direct Deposit Payable	-955.73
08/04/2022	Expense	DD	CHRISTINE M. BOHNENKAMP		PNC GENERAL FUND	Personnel:Elected Officials Pay	-370.65
08/04/2022	Expense	DD	DONNA M. NICHOLS		PNC GENERAL FUND	Personnel:Elected Officials Pay	-370.65
08/04/2022	Expense	DD	TERESA C. RENNINGER		PNC GENERAL FUND	Personnel:Elected Officials Pay	-370.65
08/04/2022	Expense	DD	TROY E. ESKRIDGE JR.		PNC GENERAL FUND	Personnel:Elected Officials Pay	-370.65
08/04/2022	Expense		INDIANA DEPARTMENT OF REVENUE	CORPORATE ACH 3764173 DOR ITS PAYMENTS INDORITS 3764173 INDORITS DOR ITS PAYMENTS	PNC GENERAL FUND	Payroll Liabilities:IN Income / Local Taxes	-131.91
08/04/2022	Deposit			DEPOSIT xxxx5204	PNC	Property Tax	44,431.10

CITY OF HURSTBOURNE ACRES

Transaction List by Date

August 2022

DATE	TRANSACTION TYPE	NUM	NAME	MEMO/DESCRIPTION	ACCOUNT	SPLIT	AMOUNT
08/04/2022	Deposit			DEPOSIT xxxxx5199	GENERAL FUND PNC	Property Tax	1,465.52
08/04/2022	Deposit			DEPOSIT xxxxx5074	GENERAL FUND PNC	Property Tax	6,934.32
08/04/2022	Expense			CORPORATE ACH 502-875-3733 KYEMPLOYMT KYEMPLOYMT 502-875-3733 KYEMPLOYMTKYEMPLOYMT	GENERAL FUND PNC	Payroll Liabilities:Federal Taxes (941/944)	-548.41
08/04/2022	Expense		QuickBooks Payroll Service	RECURRING DEBIT CARD xxxxxxxxxxxxxxx0217 INTUIT *QBooks Online CL.INTUIT.C CA INTUIT *QBooks Online VIS 0804 CL.INTUIT.C CA	GENERAL FUND PNC	General Administration:Accounting and Bank Fees	-225.00
08/04/2022	Deposit			DEPOSIT xxxxx5066	GENERAL FUND PNC	Property Tax	8,991.50
08/04/2022	Deposit			DEPOSIT xxxxx5057	GENERAL FUND PNC	Property Tax	2,092.16
08/04/2022	Expense		SPECTRUM BUSINESS	ACH DEBIT 2059287 SPECTRUM SPECTRUM 2059287 SPECTRUM SPECTRUM	GENERAL FUND PNC	General Administration:Facilities and Equipment:Internet and Cable	-107.66
08/08/2022	Tax Payment		KY Department of Revenue	Tax Payment for Period: 07/01/2022-07/31/2022	GENERAL FUND PNC	Payroll Liabilities:KY Income Tax	-560.15
08/08/2022	Tax Payment		IRS	Tax Payment for Period: 07/01/2022-07/31/2022	GENERAL FUND PNC	Payroll Liabilities:Federal Taxes (941/944)	-4,446.58
08/10/2022	Payroll Check	1654	TERRY R. McALLISTER	Pay Period: 08/01/2022-08/31/2022 August 2022	GENERAL FUND PNC	-Split-	-579.63
08/10/2022	Payroll Check	1655	MICHAEL H. BOLTON	Pay Period: 08/01/2022-08/31/2022 August 2022	GENERAL FUND PNC	-Split-	-348.39
08/10/2022	Deposit			DEPOSIT xxxxx4087	GENERAL FUND PNC	Property Tax	15,949.43
08/10/2022	Check	8230	ECO-TECH, LLC	CHECK 8230 xxxxx5548	GENERAL FUND PNC	Sanitation	-3,551.33
08/11/2022	Expense		LOUISVILLE WATER	ACH DEBIT xxxxxx0000 LOUISVILLE WATER PAYMENTS xxxxxx0000 PAYMENTS LOUISVILLE WATER	GENERAL FUND PNC	General Administration:Facilities and Equipment:Water	-103.27

CITY OF HURSTBOURNE ACRES

Transaction List by Date

August 2022

DATE	TRANSACTION TYPE	NUM	NAME	MEMO/DESCRIPTION	ACCOUNT	SPLIT	AMOUNT
08/11/2022	Expense		LOUISVILLE WATER	ACH DEBIT xxxxxx0000 LOUISVILLE WATER PAYMENTS xxxxxx0000 PAYMENTS LOUISVILLE WATER	PNC GENERAL FUND	General Administration:Facilities and Equipment:Water	-60.77
08/11/2022	Deposit			DEPOSIT xxxxx6909	PNC GENERAL FUND	Property Tax	4,668.36
08/12/2022	Check	8231	FusionSite KY LLC dba MOON PORTABLE REST	CHECK 8231 xxxxx1961	PNC GENERAL FUND	Parks:Maintenance	-100.00
08/12/2022	Check	8232	REACH ALERT LLC	CHECK 8232 xxxxx5165	PNC GENERAL FUND	General Administration:Telephone, Telecommunications	-368.00
08/15/2022	Deposit			CORPORATE ACH 30288495 RELX INC.DBALEXI PAYMENTS 30288495 PAYMENTS RELX INC.DBALEXI	PNC GENERAL FUND	Mineral Severance	10.00
08/16/2022	Check	8229	NUNNLEA C/O BEAUTIFICATION LEAGUE	CHECK 8229 xxxxx5338	PNC GENERAL FUND	General Administration:Facilities and Equipment:Rent	-650.00
08/16/2022	Expense		UPLINK	RECURRING DEBIT CARD xxxxxxxxxxxxxxxx0229 UPLINK EARTH 866-9571230 MN UPLINK EARTH VIS 0816 866-9571230 MN	PNC GENERAL FUND	General Administration:Facilities and Equipment:Internet and Cable	-4.95
08/16/2022	Deposit			DEPOSIT xxxxx9115	PNC GENERAL FUND	-Split-	925.92
08/18/2022	Tax Payment		IN Department of Revenue	Tax Payment for Period: 07/01/2022-07/31/2022	PNC GENERAL FUND	Payroll Liabilities:IN Income / Local Taxes	-213.60
08/18/2022	Payroll Check	DD	STEPHEN R. GRIFFIN	Pay Period: 07/31/2022-08/13/2022	Direct Deposit Payable	-Split-	1,155.13
08/18/2022	Payroll Check	DD	STEPHEN R. GRIFFIN	Pay Period: 07/31/2022-08/13/2022	PNC GENERAL FUND	Direct Deposit Payable	-1,155.13
08/18/2022	Payroll Check	DD	Steve Hile	Pay Period: 07/31/2022-08/13/2022	Direct Deposit Payable	-Split-	888.85
08/18/2022	Payroll Check	DD	Steve Hile	Pay Period: 07/31/2022-08/13/2022	PNC GENERAL FUND	Direct Deposit Payable	-888.85
08/18/2022	Payroll Check	DD	BRIAN E. GINGERICH	Pay Period: 07/31/2022-08/13/2022	Direct Deposit Payable	-Split-	196.06
08/18/2022	Payroll Check	DD	BRIAN E. GINGERICH	Pay Period: 07/31/2022-08/13/2022	PNC GENERAL	Direct Deposit Payable	-196.06

CITY OF HURSTBOURNE ACRES

Transaction List by Date

August 2022

DATE	TRANSACTION TYPE	NUM	NAME	MEMO/DESCRIPTION	ACCOUNT	SPLIT	AMOUNT
08/18/2022	Payroll Check	DD	Michael A. Holston	Pay Period: 07/31/2022-08/13/2022	FUND Direct Deposit Payable	-Split-	475.37
08/18/2022	Payroll Check	DD	Michael A. Holston	Pay Period: 07/31/2022-08/13/2022	PNC GENERAL FUND	Direct Deposit Payable	-475.37
08/18/2022	Payroll Check	DD	RICHARD L. BEAHL	Pay Period: 07/31/2022-08/13/2022	Direct Deposit Payable	-Split-	641.93
08/18/2022	Payroll Check	DD	RICHARD L. BEAHL	Pay Period: 07/31/2022-08/13/2022	PNC GENERAL FUND	Direct Deposit Payable	-641.93
08/18/2022	Payroll Check	DD	MARY SUSAN STIVERS	Pay Period: 07/31/2022-08/13/2022	Direct Deposit Payable	-Split-	675.99
08/18/2022	Payroll Check	DD	MARY SUSAN STIVERS	Pay Period: 07/31/2022-08/13/2022	PNC GENERAL FUND	Direct Deposit Payable	-675.99
08/18/2022	Payroll Check	DD	TODD L. HALE	Pay Period: 07/31/2022-08/13/2022	Direct Deposit Payable	-Split-	285.18
08/18/2022	Payroll Check	DD	TODD L. HALE	Pay Period: 07/31/2022-08/13/2022	PNC GENERAL FUND	Direct Deposit Payable	-285.18
08/18/2022	Check	8233	Mirazon	CHECK 8233 xxxxx3759	PNC GENERAL FUND	Police Department Expenses:Misc Police Expenditure:Computer Updates / Maintenance	-656.71
08/22/2022	Deposit			DEPOSIT xxxxx3049	PNC GENERAL FUND	-Split-	589.51
08/22/2022	Expense		AUTOZONE	DEBIT CARD PURCHASE xxxxxxxxxxxxxxx9235 AUTOZONE #1214 LOUISVILLE KY AUTOZONE #1214 VIS 0822 LOUISVILLE KY	PNC GENERAL FUND	Police Department Expenses:Vehicle Operations:Maintenance	-23.84
08/23/2022	Expense		LG & E	ACH DEBIT xxxxxxxx0430 LOUISVILLE GAS & PAYMENT xxxxxxxx0430 PAYMENT LOUISVILLE GAS &	PNC GENERAL FUND	Parks:Electric for Parks	-36.12
08/23/2022	Expense		LG & E	ACH DEBIT xxxxxxxx5541 LOUISVILLE GAS & PAYMENT xxxxxxxx5541 PAYMENT LOUISVILLE GAS &	PNC GENERAL FUND	Streets:Electric for Streets	-1,646.09
08/23/2022	Expense		LG & E	ACH DEBIT xxxxxxxx7695 LOUISVILLE GAS & PAYMENT xxxxxxxx7695 PAYMENT LOUISVILLE GAS &	PNC GENERAL FUND	Streets:Electric for Streets	-37.75
08/23/2022	Expense		LG & E	ACH DEBIT xxxxxxxx9012 LOUISVILLE GAS & PAYMENT xxxxxxxx9012	PNC	General Administration:Facilities and	-182.56

CITY OF HURSTBOURNE ACRES

Transaction List by Date

August 2022

DATE	TRANSACTION TYPE	NUM	NAME	MEMO/DESCRIPTION	ACCOUNT	SPLIT	AMOUNT
				PAYMENT LOUISVILLE GAS &	GENERAL FUND	Equipment:Electric	
08/23/2022	Expense		LG & E	ACH DEBIT xxxxxxxx7372 LOUISVILLE GAS & PAYMENT xxxxxxxx7372 PAYMENT LOUISVILLE GAS &	PNC GENERAL FUND	Streets:Electric for Streets	-37.00
08/24/2022	Deposit			CORPORATE ACH xxxxxxxxxxxx6521 KY FINANCE KYPAYMENTS xxxxxxxxxxxx6521 KYPAYMENTS KY FINANCE	PNC GENERAL FUND	KLEPK Income	642.66
08/26/2022	Expense		USPS	POS PURCHASE POS99999999 1438964 USPS KIOSK 204 LOUISVILLE KY USPS KIOSK 204 N0826 4510LOUISVILLE KY	PNC GENERAL FUND	General Administration:Postage, Mailing Service	-60.00
08/26/2022	Expense		USPS	POS PURCHASE POS99999999 1438963 USPS KIOSK 204 LOUISVILLE KY USPS KIOSK 204 N0826 4510LOUISVILLE KY	PNC GENERAL FUND	General Administration:Postage, Mailing Service	-60.00
08/28/2022	Check	1659	TAMMY R. BAKER PLLC	for services 62/10/2022-6/09/2022	PNC GENERAL FUND	General Administration:Legal Fees	-750.00
08/28/2022	Check	1660	SAF-TI-CO	invoice 287553-IN	PNC GENERAL FUND	Streets:Maintenance and Repairs	-1,046.40
08/30/2022	Expense		T MOBILE	DEBIT CARD PURCHASE xxxxxxxxxxxxxxxx9243 TMOBILE POSTPAID WEB 800-9378997 WA TMOBILE POSTPAID WEB VIS 0830 800-9378997 WA	PNC GENERAL FUND	Police Department Expenses:Misc Police Expenditure:Air Card / Cell Phone	-92.19

City of Hurstbourne Acres
Attn General Fund
C/O Terry McAllister

Rule No. 3: Diversify for a solid foundation

Diversification - the way your money is allocated among stocks, bonds, cash and other investments - is the foundation of your investing strategy, and it should align with your goals and comfort with risk. That's No. 3 of our 10 Rules of the Road. Interested in learning more? Visit edwardjones.com/rules for the complete list.

Association - Select
Portfolio Objective - Account: Income Focus

Account Value	
\$480,838.19	
1 Month Ago	\$488,790.57
1 Year Ago	\$623,374.74
3 Years Ago	\$484,282.80
5 Years Ago	\$523,348.83

Value Summary		
	This Period	This Year
Beginning value	\$488,790.57	\$622,236.16
Assets added to account	0.00	0.00
Assets withdrawn from account	0.00	-90,000.00
Fees and charges	0.00	0.00
Change in value	-7,952.38	-51,397.97
Ending Value	\$480,838.19	

For more information regarding the Value Summary section, please visit www.edwardjones.com/mystatementguide.

Asset Details (as of Aug 26, 2022)

additional details at www.edwardjones.com/access

Assets Held At Edward Jones

	Current Yield/Rate	Beginning Balance	Deposits	Withdrawals	Ending Balance
Money Market	1.47%*	\$20,786.37	\$923.28	-\$21,000.00	\$709.65

* The average yield on the money market fund for the past seven days.

Certificates of Deposit	Maturity Date	Maturity Value	Cost Basis	Unrealized Gain/Loss	Value
First Rep Bk San Francisco 2.65%	2/24/2023*	21,000.00	21,000.00	-18.69	20,981.31

* This investment has an option that allows executor(s), surviving owner(s), or beneficiary(ies) to redeem it at par value upon your death subject to limitations. See the prospectus or banking agreement for additional information.

AB 02 017038 36822 H 65 C 000000

CITY OF HURSTBOURNE ACRES
ATTN GENERAL FUND
C/O TERRY MCALLISTER
PO BOX 24004
LOUISVILLE KY 40224-0004



Portfolio Summary

Total Portfolio Value

\$754,798.11

1 Month Ago	\$766,959.50
1 Year Ago	\$918,660.84
3 Years Ago	\$1,072,167.94
5 Years Ago	\$1,014,632.64

Join us: Alzheimer's Association Walk to End Alzheimer's

While we're in the business of helping to protect relationships and finances, Alzheimer's devastates them. That's why we support research, education and other resources to end this terrible disease. To register for a walk*, visit Edward Jones Walk to End Alzheimer's. *Edward Jones' participation with in-person walks is subject to change. Please note: Edward Jones cannot accept monetary donations of any kind.

Investing is about more than money

At Edward Jones, we take the time to find out what's most important to you by digging deeper and helping you identify your priorities. With a real understanding of your goals, we can work with you to develop the financial strategies to help achieve them. For an in-depth conversation about what really matters to you, contact your financial advisor today.

Overview of Accounts

Accounts	Account Holder	Account Number	Value 1 Year Ago	Current Value
Association Account Select	City of Hurstbourne Acres	637-05769-1-7	\$623,374.74	\$480,838.19
Association Account Select	City of Hurstbourne Acres	637-05074-1-7	\$295,286.10	\$273,959.92
Total Accounts			\$918,660.84	\$754,798.11

Although account information is provided on this page, it does not guarantee an actual statement was produced. Refer to your account statement for the exact registration and more specific details regarding each account.

Important disclosures, such as Statement of Financial Condition, Conditions that Govern Your Account, Account Safety, Errors, Complaints, Withholding, Free Credit Balance, Fair Market Value or Terminology, relating to your account(s) are available on the last page of this package or at www.edwardjones.com/statementdisclosures.

City of Hurstbourne Acres
Attn General Fund
C/O Terry McAllister

Rule No. 3: Diversify for a solid foundation

Diversification - the way your money is allocated among stocks, bonds, cash and other investments - is the foundation of your investing strategy, and it should align with your goals and comfort with risk. That's No. 3 of our 10 Rules of the Road. Interested in learning more? Visit edwardjones.com/rules for the complete list.

Association - Select
Portfolio Objective - Account: Income Focus

Account Value	
\$480,838.19	
1 Month Ago	\$488,790.57
1 Year Ago	\$623,374.74
3 Years Ago	\$484,282.80
5 Years Ago	\$523,348.83

Value Summary		
	This Period	This Year
Beginning value	\$488,790.57	\$622,236.16
Assets added to account	0.00	0.00
Assets withdrawn from account	0.00	-90,000.00
Fees and charges	0.00	0.00
Change in value	-7,952.38	-51,397.97
Ending Value	\$480,838.19	

For more information regarding the Value Summary section, please visit www.edwardjones.com/mystatementguide.

Asset Details (as of Aug 26, 2022)

additional details at www.edwardjones.com/access

Assets Held At Edward Jones

	Current Yield/Rate	Beginning Balance	Deposits	Withdrawals	Ending Balance
Money Market	1.47%*	\$20,786.37	\$923.28	-\$21,000.00	\$709.65

* The average yield on the money market fund for the past seven days.

Certificates of Deposit	Maturity Date	Maturity Value	Cost Basis	Unrealized Gain/Loss	Value
First Rep BK San Francisco 2.65%	2/24/2023*	21,000.00	21,000.00	-18.69	20,981.31

* This investment has an option that allows executor(s), surviving owner(s), or beneficiary(ies) to redeem it at par value upon your death subject to limitations. See the prospectus or banking agreement for additional information.

00262653W

Asset Details (continued)

Mutual Funds	Price	Quantity	Cost Basis	Unrealized Gain/Loss	Value
Franklin Low Dur Ttl Rtn A	8.93	8,972.718	86,763.72	-6,637.35	80,126.37
Total Account Value					\$480,838.19

Cost basis is the amount of your investment for tax purposes and is used to calculate gain or loss upon sale or other disposition of a security. It is not a measure of performance. The cost basis amounts on your statement should not be relied upon for tax preparation purposes. Cost basis information may be from outside sources and has not been verified for accuracy. Refer to your official tax documents for information about reporting cost basis. Consult a qualified tax advisor or an attorney regarding your situation. If you believe the cost basis information is inaccurate, contact Client Relations.

Investment and Other Activity by Date

Date	Description	Quantity	Amount
8/01	Dividend on Franklin Low Dur Ttl Rtn A on 8,948.5 Shares at Daily Accrual Rate		\$216.99
8/01	Reinvestment into Franklin Low Dur Ttl Rtn A @ 8.96	24.218	-216.99
8/01	Dividend on Franklin Fed Tax-Free Inc A1 on 13,497.727 Shares at Daily Accrual Rate		388.54
8/01	Interest on Tennessee Valley Auth Parrs on 1,876 Shares @ 0.1385		259.83
8/15	Interest on MO St Hlth & Edl Facs Auth Hlt Due 02/15/2043 5.000 % on 10,000 Shares @ 0.025		250.00
8/24	Buy First Rep Bk San Francisco @ 100.00 Due 02/24/2023 02.650% Yield 2.650 % to Maturity	21,000	-21,000.00
8/25	Interest on VK Bld America Bds Incm Tr 12 on 50 Shares @ 1.33		66.50
8/25	Interest on VK Build Amer Bonds Income #23 on 100 Shares @ 1.50		150.00
8/25	Interest on Invesco Bld Amer BD Incm Tr 44 on 35 Shares @ 3.46		121.10
8/26	Buy Franklin Fed Tax-Free Inc A1 @ 10.80 No Sales Charge	6.157	-66.50
8/26	Buy Franklin Fed Tax-Free Inc A1 @ 10.80 No Sales Charge	11.213	-121.10
8/26	Buy Franklin Fed Tax-Free Inc A1 @ 10.80 No Sales Charge	13.889	-150.00

Money Market Detail by Date

Beginning Balance on Jul 30					\$20,786.37
Date	Transaction	Description	Deposits	Withdrawals	Balance
8/01	Deposit		259.83		\$21,046.20
8/02	Deposit		388.54		\$21,434.74
8/15	Deposit		250.00		\$21,684.74
8/22	Income	Dividend on Money Market for 33 Days @ 1.29%	24.91		\$21,709.65
8/24	Withdrawal			-21,000.00	\$709.65
Total			\$923.28	-\$21,000.00	
Ending Balance on Aug 26					\$709.65

00262653W

Asset Details (continued)

Taxable Municipal Bonds	Maturity Date	Maturity Value	Cost Basis	Unrealized Gain/Loss	Value
Paducah KY Indpt Sch Dist Fin 5.00%	12/1/2030	5,000.00	5,053.72	-51.87	5,001.85
New Orleans La Pub Impt GO A 4.00%	12/1/2036	10,000.00	9,984.54	-376.94	9,607.60
Fairfield Ohio City Sch Dist 3.476%	11/1/2044	20,000.00	20,494.51	-3,960.11	16,534.40
Federally Tax Exempt Municipal Bonds	Maturity Date	Maturity Value	Cost Basis	Unrealized Gain/Loss	Value
Interest received on Federally Tax Exempt Municipal Bonds is generally exempt from federal income tax. However, income may be subject to federal alternative minimum tax (AMT) and state taxes. Consult with your qualified tax professional about your situation.					
Steuben Lakes Regl Wst In Rev 4.00%	9/1/2023 ²	20,000.00	20,008.53	324.27	20,332.80
Union Cnty NJ Utils Auth Rev 4.75%	12/1/2031	5,000.00	5,000.00	6.90	5,006.90
MO St Hlth & Edl Facs Auth Hlt 5.00%	2/15/2043	10,000.00	10,000.00	16.40	10,016.40
Orange Cnty FL Rev Rfdg Ser B 4.00%	10/1/2045	25,000.00	24,061.07	-331.82	23,729.25
Louisville & Jefferson Cnty KY 3.00%	5/15/2046	20,000.00	19,871.70	-3,247.90	16,623.80
Wisconsin St Auth Rev 2016A 4.00%	11/15/2046	10,000.00	9,979.44	-433.14	9,546.30

² This bond includes a feature that requires the issuer to redeem the bond on the date displayed above. This is known as the prefunding date. Contact your Financial Advisor for more information.

Bonds with par value other than \$1000	Price	Maturity Value	Cost Basis	Unrealized Gain/Loss	Value
Tennessee Valley Auth Parrs	22.01	46,900.00	49,909.77	-8,619.01	41,290.76
Unit Trusts	Price	Quantity	Cost Basis	Unrealized Gain/Loss	Value
Invesco Bld Amer BD Incm Tr 44	708.65	35	29,172.02	-4,369.27	24,802.75
VK Bld America Bds Incm Tr 12	326.48	50	22,871.18	-6,547.18	16,324.00
VK Build Amer Bonds Income #23	340.91	100	49,214.52	-15,123.52	34,091.00
Mutual Funds	Price	Quantity	Cost Basis	Unrealized Gain/Loss	Value
Franklin Fed Tax-Free Inc A1	10.80	13,528.986	169,424.55	-23,311.50	146,113.05

Asset Details (continued)

Mutual Funds	Price	Quantity	Cost Basis	Unrealized Gain/Loss	Value
Franklin Low Dur Ttl Rtn A	8.93	8,972.718	86,763.72	-6,637.35	80,126.37
Total Account Value					\$480,838.19

Cost basis is the amount of your investment for tax purposes and is used to calculate gain or loss upon sale or other disposition of a security. It is not a measure of performance. The cost basis amounts on your statement should not be relied upon for tax preparation purposes. Cost basis information may be from outside sources and has not been verified for accuracy. Refer to your official tax documents for information about reporting cost basis. Consult a qualified tax advisor or an attorney regarding your situation. If you believe the cost basis information is inaccurate, contact Client Relations.

Investment and Other Activity by Date

Date	Description	Quantity	Amount
8/01	Dividend on Franklin Low Dur Ttl Rtn A on 8,948.5 Shares at Daily Accrual Rate		\$216.99
8/01	Reinvestment into Franklin Low Dur Ttl Rtn A @ 8.96	24.218	-216.99
8/01	Dividend on Franklin Fed Tax-Free Inc A1 on 13,497.727 Shares at Daily Accrual Rate		388.54
8/01	Interest on Tennessee Valley Auth PARR on 1,876 Shares @ 0.1385		259.83
8/15	Interest on MO St Hlth & Edl Facs Auth Hlt Due 02/15/2043 5.000 % on 10,000 Shares @ 0.025		250.00
8/24	Buy First Rep Bk San Francisco @ 100.00 Due 02/24/2023 02.650% Yield 2.650 % to Maturity	21,000	-21,000.00
8/25	Interest on VK Bld America Bds Incm Tr 12 on 50 Shares @ 1.33		66.50
8/25	Interest on VK Build Amer Bonds Income #23 on 100 Shares @ 1.50		150.00
8/25	Interest on Invesco Bld Amer BD Incm Tr 44 on 35 Shares @ 3.46		121.10
8/26	Buy Franklin Fed Tax-Free Inc A1 @ 10.80 No Sales Charge	6.157	-66.50
8/26	Buy Franklin Fed Tax-Free Inc A1 @ 10.80 No Sales Charge	11.213	-121.10
8/26	Buy Franklin Fed Tax-Free Inc A1 @ 10.80 No Sales Charge	13.889	-150.00

Money Market Detail by Date

Date	Transaction	Description	Deposits	Withdrawals	Balance
Beginning Balance on Jul 30					\$20,786.37
8/01	Deposit		259.83		\$21,046.20
8/02	Deposit		388.54		\$21,434.74
8/15	Deposit		250.00		\$21,684.74
8/22	Income	Dividend on Money Market for 33 Days @ 1.29%	24.91		\$21,709.65
8/24	Withdrawal			-21,000.00	\$709.65
Total			\$923.28	-\$21,000.00	
Ending Balance on Aug 26					\$709.65

00262653W

City of Hurstbourne Acres
Attn Municipal Aid Road Fund
C/O Terry McAllister

Keeping it in perspective

Even when markets decline, your investment strategy should remain tied to your long-term goals. To help you stay on track: 1) Revisit your expectations; 2) Determine how you've been doing relative to your expectations; 3) Understand the reasons behind your performance; and 4) Stay up to date. Your financial advisor can help you review your current performance in the context of your goals and our expectations for future performance.

Association - Select
Portfolio Objective - Account: Income Focus

Account Value	
\$273,959.92	
1 Month Ago	\$278,168.93
1 Year Ago	\$295,286.10
3 Years Ago	\$587,885.14
5 Years Ago	\$491,283.81

Value Summary		
	This Period	This Year
Beginning value	\$278,168.93	\$298,367.43
Assets added to account	0.00	0.00
Assets withdrawn from account	0.00	0.00
Fees and charges	0.00	0.00
Change in value	-4,209.01	-24,407.51
Ending Value	\$273,959.92	

For more information regarding the Value Summary section, please visit www.edwardjones.com/mystatementguide.

Asset Details (as of Aug 26, 2022) additional details at www.edwardjones.com/access

Assets Held At Edward Jones

	Current Yield/Rate	Beginning Balance	Deposits	Withdrawals	Ending Balance
Money Market	1.47%*	\$20,733.31	\$138.80	-\$20,000.00	\$872.11

* The average yield on the money market fund for the past seven days.

Certificates of Deposit	Maturity Date	Maturity Value	Cost Basis	Unrealized Gain/Loss	Value
First Rep Bk San Francisco 2.65%	2/24/2023*	20,000.00	20,000.00	-17.80	19,982.20

* This investment has an option that allows executor(s), surviving owner(s), or beneficiary(ies) to redeem it at par value upon your death subject to limitations. See the prospectus or banking agreement for additional information.

Your Relationship and Mailing Group(s)

Relationship – You have asked us to combine the accounts listed below for planning purposes as we work with you to achieve your financial goals. This means that information about these accounts and your goals and objectives may be shared with and accessible by each owner and authorized party in the relationship, including through Edward Jones Online Access and Edward Jones reports.

Mailing Group – You have also asked us to combine certain information about the accounts listed below into the mailing group(s) below for delivery purposes. Information for accounts within the same mailing group may be included in one envelope and mailed to the mailing group address. We may still send certain information directly to the account owners, as we believe appropriate.

Account Number	Account Owner(s)	Account Type	Mailing Group Address
XXX-XX769-1-7	City of Hurstbourne Acres	Association Account Select	CITY OF HURSTBOURNE ACRES ATTN GENERAL FUND C/O TERRY MCALLISTER PO BOX 24004 LOUISVILLE KY 40224-0004
XXX-XX074-1-7	City of Hurstbourne Acres	Association Account Select	

For more information on this relationship or mailing group(s), please visit www.edwardjones.com/disclosures. If you wish to make changes to either the relationship(s) or mailing group(s), please contact your financial advisor.

Interested Parties

As you requested, a copy of your statement has been sent to:

Terry McAllister

City of Hurstbourne Acres
 Attn Municipal Aid Road Fund
 C/O Terry McAllister

Keeping it in perspective

Even when markets decline, your investment strategy should remain tied to your long-term goals. To help you stay on track: 1) Revisit your expectations; 2) Determine how you've been doing relative to your expectations; 3) Understand the reasons behind your performance; and 4) Stay up to date. Your financial advisor can help you review your current performance in the context of your goals and our expectations for future performance.

Association - Select Portfolio Objective - Account: Income Focus

Account Value	
\$273,959.92	
1 Month Ago	\$278,168.93
1 Year Ago	\$295,286.10
3 Years Ago	\$587,885.14
5 Years Ago	\$491,283.81

Value Summary		
	This Period	This Year
Beginning value	\$278,168.93	\$298,367.43
Assets added to account	0.00	0.00
Assets withdrawn from account	0.00	0.00
Fees and charges	0.00	0.00
Change in value	-4,209.01	-24,407.51
Ending Value	\$273,959.92	

For more information regarding the Value Summary section, please visit www.edwardjones.com/mvstatementguide.

Asset Details (as of Aug 26, 2022)

additional details at www.edwardjones.com/access

Assets Held At Edward Jones

	Current Yield/Rate	Beginning Balance	Deposits	Withdrawals	Ending Balance
Money Market	1.47%*	\$20,733.31	\$138.80	-\$20,000.00	\$872.11

* The average yield on the money market fund for the past seven days.

Certificates of Deposit	Maturity Date	Maturity Value	Cost Basis	Unrealized Gain/Loss	Value
First Rep Bk San Francisco 2.65%	2/24/2023*	20,000.00	20,000.00	-17.80	19,982.20

* This investment has an option that allows executor(s), surviving owner(s), or beneficiary(ies) to redeem it at par value upon your death subject to limitations. See the prospectus or banking agreement for additional information.

Asset Details (continued)

Mutual Funds	Price	Quantity	Cost Basis	Unrealized Gain/Loss	Value
Franklin Fed Tax-Free Inc A1	10.80	956.387	11,903.04	-1,574.06	10,328.98
Total Account Value					\$273,959.92

Cost basis is the amount of your investment for tax purposes and is used to calculate gain or loss upon sale or other disposition of a security. It is not a measure of performance. The cost basis amounts on your statement should not be relied upon for tax preparation purposes. Cost basis information may be from outside sources and has not been verified for accuracy. Refer to your official tax documents for information about reporting cost basis. Consult a qualified tax advisor or an attorney regarding your situation. If you believe the cost basis information is inaccurate, contact Client Relations.

Investment and Other Activity by Date

Date	Description	Quantity	Amount
8/01	Dividend on Franklin Fed Tax-Free Inc A1 on 956.387 Shares at Daily Accrual Rate		\$27.57
8/04	Dividend on Vanguard Int Term Corp BD ETF on 442 Shares @ 0.1966		86.90
8/24	Buy First Rep Bk San Francisco @ 100.00 Due 02/24/2023 02.650% Yield 2.650 % to Maturity	20,000	-20,000.00

Money Market Detail by Date

Beginning Balance on Jul 30					\$20,733.31
Date	Transaction	Description	Deposits	Withdrawals	Balance
8/02	Deposit		27.57		\$20,760.88
8/04	Deposit		86.90		\$20,847.78
8/22	Income	Dividend on Money Market for 33 Days @ 1.29%	24.33		\$20,872.11
8/24	Withdrawal			-20,000.00	\$872.11
Total			\$138.80	-\$20,000.00	
Ending Balance on Aug 26					\$872.11



00262653W

Asset Details (continued)

Taxable Municipal Bonds	Maturity Date	Maturity Value	Cost Basis	Unrealized Gain/Loss	Value
Fort Lauderdale DI Spl Oblig 5.143%	1/1/2023 ²	25,000.00	25,015.24	141.51	25,156.75
Bloomfield TWP MI Ltd Tax GO 4.76%	5/1/2023 ²	15,000.00	15,125.78	-14.03	15,111.75
Berwyn IL Series 2013B GO 5.30%	12/1/2023	20,000.00	20,063.75	374.25	20,438.00
Lincoln NE W Haymkt Bab GO 4.35%	12/15/2029	10,000.00	9,976.80	366.30	10,343.10

² This bond includes a feature that requires the issuer to redeem the bond on the date displayed above. This is known as the prerefunding date. Contact your Financial Advisor for more information.

Federally Tax Exempt Municipal Bonds	Maturity Date	Maturity Value	Cost Basis	Unrealized Gain/Loss	Value
Interest received on Federally Tax Exempt Municipal Bonds is generally exempt from federal income tax. However, income may be subject to federal alternative minimum tax (AMT) and state taxes. Consult with your qualified tax professional about your situation.					
Steuben Lakes Regl Wst In Rev 4.00%	9/1/2023 ²	20,000.00	19,862.43	470.37	20,332.80
Wisconsin St Auth Rev 2016A 4.00%	5/15/2026 ²	5,000.00	4,988.05	239.25	5,227.30
NV Sys Higher Ed Univs Rev Ref 4.00%	7/1/2035	20,000.00	20,094.54	-53.14	20,041.40
Wisconsin St Auth Rev 2016A 4.00%	11/15/2046	25,000.00	24,940.35	-1,074.60	23,865.75

² This bond includes a feature that requires the issuer to redeem the bond on the date displayed above. This is known as the prerefunding date. Contact your Financial Advisor for more information.

Government and Agency Securities	Maturity Date	Maturity Value	Cost Basis	Unrealized Gain/Loss	Value
Tennessee Valley Auth Glb Pwr 5.25%	9/15/2039	10,000.00	10,346.94	1,067.76	11,414.70

Exchange Traded & Closed End Funds	Price	Quantity	Cost Basis	Unrealized Gain/Loss	Value
Vanguard Int Term Corp BD ETF	80.80	442	42,077.46	-6,363.86	35,713.60
Vanguard S&P 500 ETF	372.51	148	56,806.26	-1,674.78	55,131.48

Asset Details (continued)

Mutual Funds	Price	Quantity	Cost Basis	Unrealized Gain/Loss	Value
Franklin Fed Tax-Free Inc A1	10.80	956.387	11,903.04	-1,574.06	10,328.98
Total Account Value					\$273,959.92

Cost basis is the amount of your investment for tax purposes and is used to calculate gain or loss upon sale or other disposition of a security. It is not a measure of performance. The cost basis amounts on your statement should not be relied upon for tax preparation purposes. Cost basis information may be from outside sources and has not been verified for accuracy. Refer to your official tax documents for information about reporting cost basis. Consult a qualified tax advisor or an attorney regarding your situation. If you believe the cost basis information is inaccurate, contact Client Relations.

Investment and Other Activity by Date

Date	Description	Quantity	Amount
8/01	Dividend on Franklin Fed Tax-Free Inc A1 on 956.387 Shares at Daily Accrual Rate		\$27.57
8/04	Dividend on Vanguard Int Term Corp BD ETF on 442 Shares @ 0.1966		86.90
8/24	Buy First Rep Bk San Francisco @ 100.00 Due 02/24/2023 02.650% Yield 2.650 % to Maturity	20,000	-20,000.00

Money Market Detail by Date

Beginning Balance on Jul 30					\$20,733.31
Date	Transaction	Description	Deposits	Withdrawals	Balance
8/02	Deposit		27.57		\$20,760.88
8/04	Deposit		86.90		\$20,847.78
8/22	Income	Dividend on Money Market for 33 Days @ 1.29%	24.33		\$20,872.11
8/24	Withdrawal			-20,000.00	\$872.11
Total			\$138.80	-\$20,000.00	
Ending Balance on Aug 26					\$872.11



00262653W

About Edward Jones

Edward D. Jones & Co., L.P., is dually registered with the Securities and Exchange Commission (SEC) as a broker-dealer and an investment adviser. Edward Jones is also a member of Financial Industry Regulatory Authority (FINRA).

Statement of Financial Condition — Edward Jones' Statement of Financial Condition is available at edwardjones.com/about/financial-reports.html, your local office or by mail upon written request.

About Your Account

Account Information — Your account agreement(s) contain the conditions that govern your account. Contact your financial advisor if you have any changes to your financial situation, contact information or investment objectives.

Account Accuracy — If you believe there are errors on your account, promptly notify your financial advisor or Client Relations. To further protect your rights, including rights under the Securities Investor Protection Act (SIPA), re-confirm any oral communication by sending us a letter within 30 days. If you think there is an error with, or you have a question about, your electronic transfers, contact Client Relations.

Complaints about Your Account — If you have a complaint, call Client Relations or send a letter to Edward Jones, Attn: Complaints Investigations, 12555 Manchester Rd., St. Louis, MO 63131 or send an email to complaints@edwardjones.com

Pricing — For the most current prices of your investments, contact your financial advisor or visit Online Access. While we believe our pricing information is reliable, some information is provided by third parties and we cannot guarantee its accuracy.

Systematic and Money Market Transactions — Additional transaction details may be available upon written request to Edward Jones, Attn: Trade Operations Dept.

Fair Market Value for Individual Retirement Accounts — Your account's fair market value as of Dec. 31 will be reported to the Internal Revenue Service (IRS) as required by law.

Withholding on Distributions or Withdrawals — Federal law requires Edward Jones to withhold income tax on distribution(s) from your retirement accounts and other plans, unless you elect not to have withholding apply by completing the appropriate form and returning it to the address specified on the form. Your election will remain in effect until you change or revoke it by completing and returning a new form. If you elect not to have withholding or do not have enough income tax withheld from your distributions, or if payments of estimated taxes are not sufficient, you may be responsible for payments of estimated taxes and/or incur penalties as a result. State withholding, if applicable, is subject to the state's withholding requirements.

Fees and Charges — The "Fees and Charges" amount shown in your Value Summary includes the following:








- Account fees (e.g., advisory program asset-based fees and retirement account fees);
- Fees and charges for services (e.g., check reorders and wire transfers); and
- Margin loan interest

This amount does not include transaction-based fees and charges on the purchase or sale of a security or other product (e.g., systematic investing fees, commissions, sales charges, and markups/ markdowns). These fees and charges are shown in the activity section(s) of your statement or on your trade confirmations. For more information, contact your financial advisor.

Rights to Your Money Market Fund, Bank Deposit and Free Credit Balances — The uninvested cash in your account ("Free Credit Balance") is payable on demand. You may instruct us to liquidate your Insured Bank Deposit or Money Market fund balance(s). We will disburse the proceeds to you or place them in your accounts. Your instructions must be made during normal business hours and are subject to the terms and conditions of the account agreement(s).

To learn more about fees and costs, revenue sharing, and the compensation received by Edward Jones and your financial advisor, please talk with your financial advisor or visit edwardjones.com/disclosures.

CONTACT INFORMATION

Client Relations		Online Access	Other Contacts
 Toll Free Phone 800-441-2357	Monday – Friday 7 a.m. – 7 p.m. CT	 edwardjones.com/access	 Edward Jones Personal MasterCard® 866-874-6711
 201 Progress Parkway Maryland Heights, MO 63043		 Edward Jones Online Support 800-441-5203	 Edward Jones Business MasterCard® 866-874-6712
			 Edward Jones VISA® Debit Card 888-289-6635

S1EDJ001 Rev 11/21

Your Relationship and Mailing Group(s)

Relationship - You have asked us to combine the accounts listed below for planning purposes as we work with you to achieve your financial goals. This means that information about these accounts and your goals and objectives may be shared with and accessible by each owner and authorized party in the relationship, including through Edward Jones Online Access and Edward Jones reports.

Mailing Group - You have also asked us to combine certain information about the accounts listed below into the mailing group(s) below for delivery purposes. Information for accounts within the same mailing group may be included in one envelope and mailed to the mailing group address. We may still send certain information directly to the account owners, as we believe appropriate.

Account Number	Account Owner(s)	Account Type	Mailing Group Address
XXX-XX769-1-7	City of Hurstbourne Acres	Association Account Select	CITY OF HURSTBOURNE ACRES ATTN GENERAL FUND C/O TERRY MCALLISTER PO BOX 24004 LOUISVILLE KY 40224-0004
XXX-XX074-1-7	City of Hurstbourne Acres	Association Account Select	

For more information on this relationship or mailing group(s), please visit www.edwardjones.com/disclosures. If you wish to make changes to either the relationship(s) or mailing group(s), please contact your financial advisor.

Interested Parties

As you requested, a copy of your statement has been sent to:
 Terry McAllister

